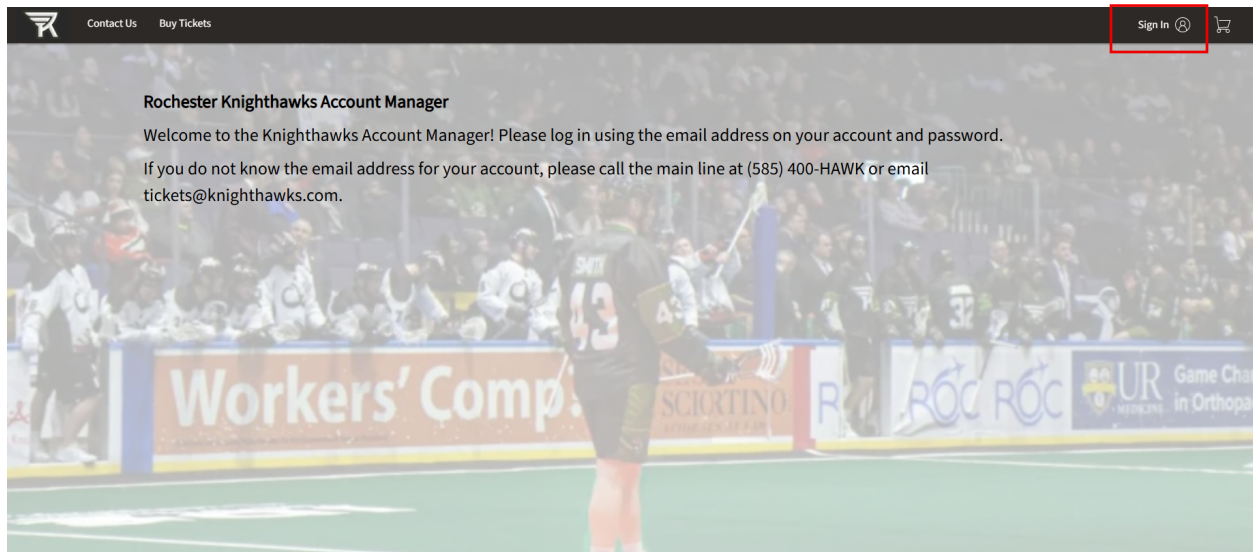


Step by Step Guild on How to Transfer Tickets

Step 1: Log into the Rochester Knighthawks Account Manager

(<https://am.ticketmaster.com/knighthawks/>)



Step 2: Log in with the email address you provided the Knighthawks. If you do not have a Ticketmaster login with that email click the Forgot Password button and create an account.

SIGN IN OR CREATE ACCOUNT WITH ROCHESTER KNIGHTHAWKS

Powered by *ticketmaster*

If you don't have an account you will be prompted to create one.

1 Important Account Update

You can now use the same email and password for both your Rochester Knighthawks ticket account and your Ticketmaster account.

Rochester Knighthawks ticket holder? Use your existing email to sign in and update your password if prompted.


New here? Use your Ticketmaster email and password.

[Learn more](#)

Email Address

Continue

OR

 Sign In With A Passkey

Step 3: Click on My Tickets on the Bottom Buttons

Step 4: Click the Select Event button for your event date

My Events

[Transfer Tickets](#)

Your phone is your ticket.
For the fastest way in, add your ticket to your digital wallet.

[My Listings](#)

Knighthawks vs Wings

Sat • Dec 20, 2025 • 07:00 PM

Rochester, NY — Blue Cross Arena

[View Event Details](#)

Step 5: Click on Transfer



Knighthawks vs Wings

Sat • Dec 20, 2025 • 07:00 PM

Rochester, NY — Blue Cross Arena



Your Phone Is Your Ticket
For the fastest way in, add your ticket to your digital wallet. (Heads up, this ticket won't have a barcode.)

My SafeTix™



Tickets

[View Seat Map](#)

Sec 116, Row 0, Seat 1

Sec 116, Row 0, Seat 2

Step 6: Select Recipient or enter Recipient's contact information



Knighthawks vs Wings

Sat • Dec 20, 2025 • 07:00 PM

Rochester, NY — Blue Cross Arena

Transfer Tickets

Transfer tickets to those attending for easy event entry.

STEP 1

Who do you want to transfer tickets to?

Add a New Recipient

First Name

Last Name

Adding multiple recipients? [Upload a File Instead](#)


Email Address

Add Recipient

Cancel

Next

Step 7: Select the amount of tickets you are transferring



Transfer Tickets

Transfer tickets to those attending for easy event entry.

STEP 1

Who do you want to transfer tickets to?

✓

1 recipient

STEP 2

Select tickets to transfer to Amanda Smith

☐

Sec 116, Row O, Seat 1

☐

Sec 116, Row O, Seat 2


+ Add a Message

Cancel

Next

[Return to Event](#)

Step 8: Select Transfer Tickets. The tickets have been transferred and the person being sent the tickets have been sent an email to accept the tickets, the recipient must accept the tickets on their end before tickets will be available to them



Transfer Tickets

Transfer tickets to those attending for easy event entry.

STEP 1

Who do you want to transfer tickets to?

✓

1 recipient

STEP 2

Amanda Smith's tickets

✓

Sec 116, Row O, Seat 1

✓

Sec 116, Row O, Seat 2

All tickets have been selected

[Cancel](#)

Transfer Tickets