



GAME NOTES



GAME INFORMATION

Team Records

Calgary: 9-7 (8-6 vs. Western)
 Rochester: 3-13 (3-12 vs. Eastern)



All-Time Series

- This is the second meeting all-time between these franchises. Rochester is 1-0 lifetime.

This Season

- This is the first and only meeting between the two teams this season.

2021-22 SCHEDULE AND RESULTS

| Date | Opponent | Result |
|-------|-----------------|------------|
| 12/4 | at New York | 13-12* - W |
| 12/11 | BUFFALO | 8-12 - L |
| 12/18 | at Albany | 16-7 - W |
| 1/21 | GEORGIA | 8-12 - L |
| 1/22 | at Philadelphia | 10-18 - L |
| 1/29 | at Toronto | 8-12 - L |
| 2/5 | at Buffalo | 8-11 - L |
| 2/12 | ALBANY | 15-13 - W |
| 2/26 | BUFFALO | 8-14 - L |
| 3/4 | at Georgia | 16-17* - L |
| 3/12 | NEW YORK | 12-15 - L |
| 3/19 | at Saskatchewan | 6-9 - L |
| 3/26 | PHILADELPHIA | 8-12 - L |
| 4/1 | at Halifax | 7-11 - L |
| 4/9 | TORONTO | 9-11 - L |
| 4/16 | at New York | 7-15 - L |
| 4/22 | CALGARY | |
| 4/30 | HALIFAX | |

*Overtime | Home games in bold CAPS

2021-22 RECORD WHEN:

| | |
|-------------------------------|------|
| Scoring first: | 1-3 |
| Opponent scores first: | 2-10 |
| Leading after first quarter: | 3-3 |
| Tied after first quarter: | 0-1 |
| Trailing after first quarter: | 0-9 |
| Leading at half: | 3-3 |
| Tied at half: | 0-0 |
| Trailing at half: | 0-10 |
| Leading after third quarter: | 3-1 |
| Tied after third quarter: | 0-2 |
| Trailing after third quarter: | 0-10 |
| Outshooting opponent: | 1-5 |
| Outshot by opponent: | 2-8 |
| Shots even: | 0-0 |
| Overtime games: | 1-1 |

KNIGHTHAWKS
ROCHESTER

TONIGHT'S GAME OVERVIEW

The Rochester Knighthawks (3-13) return home for their final two games of the 2021-22 regular season beginning tonight when they take on the reigning NLL champion Calgary Roughnecks (9-7) for the only time this season at Segar & Sciortino Field at The Blue Cross Arena. Tonight's matchup is a make-up game originally slated for Jan. 18 but was postponed due to league COVID-19 protocols affecting the Roughnecks. Game time is slated for a 7:00 p.m. start and will be carried live on 107.3 FM The Bull as well as ESPN+.

SEASON SERIES SNAPSHOT

Tonight's contest is the only meeting of the season between the two teams and the first get-together in over two years since the Knighthawks captured their historic first win in franchise history with a 13-12 victory over the defending NLL champions on Jan. 18, 2019. It was a back-and-forth affair for most of the matchup until Rochester took the lead in the final minutes of regulation and held on for the win. Tonight's matchup truly is a tale of two teams as the Roughnecks, fresh off their 15-13 playoff-clinching win over Vancouver last week, are riding an NLL-best five-game win streak while the Knighthawks are amid a franchise-long eight-game skid following a 15-7 setback against the New York Riptide on Long Island this past Saturday. Both Rochester (3-1) and Calgary (5-1) have winning records when leading after the third quarter but are winless when trailing after three quarters. Both teams are also among the top nine in shooting, with the Knighthawks averaging nearly 51 shots per game through their first 16 games of the season. The Roughnecks are ninth in that regard, currently averaging 48.25 shots per game, which rank third-most among all Western Conference teams.

LAST TIME OUT

The New York Riptide stormed out to a 6-0 lead in the second quarter and never looked back on their way to a 15-7 win over the Knighthawks in the final meeting of the season between the intrastate rivals this past Saturday at Nassau Veterans Memorial Coliseum. Rochester' offense was led by forwards **Curtis Knight** (2+2), **Mike Burke** (2+1) and **Thomas Hoggarth** (1+2), who combined for nine points (5+4). **Ryan Smith** (1+1), **Holden Cattoni** (0+2) and **Turner Evans** (0+2) all racked up two points on the night, while **Ryland Rees** (1+0) tallied a goal to complete the scoring. Goaltender **Joel Watson** (0-6) made his sixth straight start in the crease for the Knighthawks but suffered the loss as he made 26 saves. Netminder **Lukas Coote** (0-0) made his third appearance of the season with Rochester, facing six shots over 11:45 of relief effort.

KNIGHTHAWKS ROOKIES CONTINUE TO SOAR

As has been the case all season, the Knighthawks come into the weekend owning two of the NLL's top scoring rookies in forwards **Ryan Smith** and **Charlie Bertrand**, who have combined for 85 points (41+44) in what has proven to be a rather seamless transition to the indoor game for both first-year players. Smith, Rochester's third overall pick in the 2020 NLL Entry Draft, has taken his first NLL season by storm and has evolved into one of the league's elite point-getters. After scoring his team-leading 29th goal of the season last weekend in New York, Smith comes into the matchup third among all first-year players in goals while his 52 points are also third-most behind only Jeff Teat of the Riptide and Patrick Dodds of Panther City. Smith, who became just the third rookie this season to reach the 50-point mark, is also sixth with 23 assists. Additionally, Smith, the most decorated player to come out of Robert Morris University, has the second-most power-play points among all league rookies with 15, which includes a team-high and franchise record eight power-play goals. Smith, who was named the NLL's Rookie of the Week for the second time this season following his season-high nine-point performance in Week 14, has recorded multi-goal efforts in eight of his last 10 games and has five hat tricks over that span. His 129 shots are also second-most among rookies behind only Teat. Bertrand, meanwhile, has produced 33 points on 12 goals and 21 assists, good enough for ninth among all first-year players coming into the weekend. A three-time NCAA National Champion, which includes back-to-back titles at the University of Virginia, Bertrand has goals in five of his last seven appearances and has recorded at least one point in 15 games this season. He remains tied for the league lead among all rookies with two shorthanded goals while his 21 assists rank ninth-most in that category. He's tied for 10th among all rookies with 12 goals.

REES HAVING A CAREER YEAR

The 2021-22 season has been a breakout year for second-year transition man **Ryland Rees**. The second overall pick in the 2019 NLL Entry Draft, Rees has established career-highs in both goals (10) and points (13) while being one of just five Knighthawks to appear in all 16 games so far this season. Rees, who was named to the NLL's All-Rookie Team in 2019, currently ranks 14th in scoring among all NLL transition players while his 10 goals are tied for seventh-most at his position.



GAME NOTES



KNIGHTHAWKS SCORING LEADERS

| PLAYER | G | A | PTS |
|----------------|----|----|-----|
| Holden Cattoni | 26 | 31 | 57 |
| Ryan Smith | 29 | 23 | 52 |
| Curtis Knight | 18 | 34 | 52 |
| Shawn Evans* | 9 | 38 | 47 |
| Turner Evans | 14 | 32 | 46 |

*-No longer on active roster

ROUGHNECKS SCORING LEADERS

| PLAYER | G | A | PTS |
|----------------|----|----|-----|
| Jesse King | 26 | 60 | 86 |
| Curtis Dickson | 34 | 33 | 67 |
| Tyler Pace | 23 | 24 | 57 |
| Dan Taylor | 17 | 22 | 39 |
| Tanner Cook | 11 | 27 | 38 |

2021-22 NLL STANDINGS

EASTERN CONFERENCE

| TEAM | REC | GF | GA |
|--------------|------|-----|-----|
| Buffalo-xyz | 14-3 | 240 | 175 |
| Toronto-x | 12-5 | 197 | 159 |
| Halifax | 9-7 | 169 | 172 |
| Georgia | 8-8 | 183 | 192 |
| Albany | 8-9 | 171 | 184 |
| Philadelphia | 8-9 | 174 | 189 |
| New York | 6-10 | 192 | 193 |
| Rochester | 3-13 | 159 | 201 |

WESTERN CONFERENCE

| TEAM | REC | GF | GA |
|--------------|------|-----|-----|
| Colorado-x | 10-7 | 185 | 184 |
| San Diego-x | 9-7 | 178 | 157 |
| Calgary-x | 9-7 | 173 | 175 |
| Panther City | 7-9 | 172 | 198 |
| Saskatchewan | 6-10 | 166 | 171 |
| Vancouver | 6-11 | 190 | 199 |

x = clinched playoff spot | y = clinched division title

CALGARY CONNECTIONS

- Knighthawks forward Holden Cattoni played his first two seasons with the Roughnecks, who originally drafted him in the first round (fifth overall) of the 2016 NLL Entry Draft. He totaled 102 points (43+59) in 33 career games.
- Calgary head coach Curt Malawsky played the first six seasons of his 11-year pro career with the former Knighthawks organization from 1998-2003. In 74 career games, he totaled 283 points (134+149) and led Rochester to three NLL Champion's Cup Final appearances.

KNIGHTHAWKS BOLSTER BACK END

Only three games remain in the season, but the Knighthawks bolstered their back end with the addition of defenseman **Jake Pulver**, who agreed to terms on a one-year contract for the remainder of the campaign. Pulver, 25, is new to the indoor game following four seasons in the Premier Lacrosse League, over which he recorded four points (1+3) and 66 groundballs in 31 career games with the Cannons, Chrome and Dallas Rattlers from 2018 to 2021. A native of Manlius, N.Y., Pulver played his collegiate lacrosse at Cornell University, where he was a three-time All-Ivy League defender, including a Unanimous First-Team selection in 2018, and was named a Third-Team USILA All-American as a senior during the 2018 season. In 42 career games with the Big Red, Pulver, a former high school All-CNY Player of the Year, recorded three points (1+2) and finished eighth in the program's history with 38 caused turnovers, including 21 during his senior campaign. A two-time team captain, the 6-foot-0, 215-pound defenseman was also Cornell's Senior CLASS Award winner for men's lacrosse after leading the Big Red to an Ivy League Tournament championship and an appearance in the NCAA Men's Lacrosse quarterfinals in 2018. A four-year starter, Pulver also guided Cornell to an Ivy League title in 2015 as well as an NCAA National Tournament appearance later that same year. While attending Fayetteville-Manlius high school, Pulver was named a 2014 US Lacrosse All-American and was an Under Armour All America Underclassmen selection in 2013. As a senior in 2014, he helped Fayetteville-Manlius win the CNYCL League championship en route to earning All-CNY First-Team and All-CNY Player of the Year honors.

SCOUTING THE ROUGHNECKS

Calgary comes into the matchup as arguably one of the hottest teams in the NLL having won five straight and six of its last seven games to punch their ticket to the NLL postseason party. The Roughnecks, whose five straight wins marks the longest active streak in the league, becoming just the third team in the Western Conference behind Colorado and San Diego and just the fifth team overall to secure a playoff berth. In the team's most recent win, a 15-13 win over Vancouver last weekend, leading point-getter Jesse King added to his point total with a six-point effort, including four goals, while Curtis Dickson added a team-high six assists to propel Calgary to its second straight road win over its current five-game run. The Roughnecks, playing their second straight game on the road, make their lone visit of the season fueled by the high-scoring tandem of King and Dickson, who have combined for 153 points (60+93) through Calgary's first 16 of the season. King, who's averaged more than five points per game for the Roughnecks, is fourth in the NLL with a team-high 60 assists and is eighth in the NLL in scoring among the league's top point-getters with 86 points. Dickson's team-high 34 goals are tied for ninth in the NLL. The veteran forward needs 10 more goals to pass Mark Steenhuis for eighth on the all-time list with 460. Veteran goaltender Christian Del Bianco has again been a mainstay for the Roughnecks having played virtually every minute and boasting a 9-7 record with a 10.79 goals-against average and a .778 save percentage. He comes into the weekend third among all NLL goaltenders in wins (9) and minutes played (950) while ranking fifth in saves (598). Calgary's well-balanced offense also features one of the NLL's top scoring defensemen in Zach Currier, whose 17 points are tied for 10th-most in the NLL. Currier also leads the league in forced turnovers (53) and loose balls (216). He needs just eight more turnovers to break the single-season record of 61, set by Kyle Rubisch set in 2014. First-year forward Tanner Cook is having a productive start to his NLL career with 38 points (11+27) while appearing in all 16 games this season. Coming into the weekend, he ranks fifth among all NLL rookies in assists (27) and seventh in points (38).

MILESTONE WATCH

- Holden Cattoni** recorded his 300th point as part of a two-point effort at New York on April 16.
- Jared Conners** recorded his first point with an assist in his pro debut against Toronto on April 9.
- Mitch Ogilvie** scored his first pro goal at Halifax on April 1.
- Curtis Knight** recorded his 400th pro point with an assist at Halifax on April 1.
- Tyler Halls** scored his first pro goal against New York on March 12.
- Thomas Hoggarth** recorded his 100th pro point on his third goal of the night in the 15-12 loss against New York on March 12.
- Paul Dawson** became the eighth player in NLL history to reach 500 penalty minutes on Feb. 5.

UP NEXT FOR THE KNIGHTHAWKS

The Knighthawks close out the campaign on Saturday, April 30 when they host the first-ever visit from the Halifax Thunderbirds in the regular-season finale at Segar & Sciortino Field at The Blue Cross Arena. The Eastern Conference matchup gets underway at 7:00 p.m. and will be carried live on 107.3 FM The Bull as well as ESPN+. The contest will also be broadcast live locally on CW Rochester channel 16.



2021-22 PLAYER ROSTER

@ROCKNIGHTHAWKS

2021-22 ROCHESTER KNIGHTHAWKS ACTIVE ROSTER

| No. | Name | Pos. | Ht. | Wt. | DOB | Birthplace | College/Amateur | Previous NLL Team |
|-----|-------------------|------|------|-----|----------|-------------------------|----------------------------|-----------------------|
| 72 | Lukas Coote | G | 6-2 | 195 | 5/6/91 | Whitby, Ontario | Whitby Steelhawks | |
| 92 | Joel Watson | G | 6-4 | 308 | 3/24/98 | Whitby, Ontario | Whitby Warriors | |
| 1 | Bradley Voigt | F | 6-0 | 202 | 2/1/96 | Penn Yan, New York | Syracuse University | Georgia Swarm |
| 2 | Paul Dawson (C) | D | 6-5 | 237 | 9/16/85 | Etobicoke, Ontario | University of Windsor | Rochester Knighthawks |
| 3 | Thomas Whitty | T | 6-1 | 185 | 1/23/99 | St. Catharines, Ontario | University of Guelph | Rochester Knighthawks |
| 8 | Mitch Ogilvie | D | 5-9 | 200 | 6/25/99 | Peterborough, Ontario | University of Guelph | |
| 9 | Curtis Knight (A) | F | 5-10 | 175 | 2/20/92 | Oshawa, Ontario | University of Guelph | Rochester Knighthawks |
| 16 | Mike Burke | F | 6-1 | 195 | 3/20/90 | Brampton, Ontario | Guelph University | Halifax Thunderbirds |
| 17 | Ryland Rees (A) | T | 6-2 | 195 | 6/7/97 | Port Coquitlam, BC | Stony Brook University | Rochester Knighthawks |
| 19 | Holden Cattoni | F | 5-11 | 216 | 8/29/94 | Calgary, Alberta | Johns Hopkins University | Rochester Knighthawks |
| 20 | Matt Bennett | D | 6-2 | 198 | 1/25/93 | Brampton, Ontario | Sheridan College | Rochester Knighthawks |
| 27 | Tyler Halls | D | 6-0 | 200 | 9/25/99 | Orangeville, Ontario | Orangeville Northmen | |
| 28 | Jared Conners | D | 6-5 | 215 | 4/5/98 | Pittsford, New York | University of Virginia | |
| 29 | Tyler Biles | D | 6-1 | 209 | 8/21/98 | Etobicoke, Ontario | Wilfrid Laurier University | Rochester Knighthawks |
| 37 | Dan Coates (A) | D | 6-0 | 195 | 4/6/87 | St. Catharines, Ontario | Canisius College | Colorado Mammoth |
| 43 | Ryan Smith | F | 6-2 | 220 | 12/23/97 | Burlington, Ontario | Robert Morris University | |
| 45 | Chris Willman | T | 6-0 | 215 | 3/8/96 | Oshawa, Ontario | Hobart College | Rochester Knighthawks |
| 61 | Charlie Bertrand | F | 6-3 | 220 | 4/19/98 | Baldwinsville, New York | University of Virginia | |
| 71 | Jeff Wittig | F | 6-2 | 205 | 9/4/97 | St. Catharines, Ontario | St. Catharines Athletics | Colorado Mammoth |
| 91 | Thomas Hoggarth | F | 6-3 | 205 | 10/20/95 | Lakefield, Ontario | Peterborough/Orangeville | Buffalo Bandits |
| 97 | John Wagner | T | 6-2 | 190 | 5/4/97 | York, Ontario | Marquette University | New York Riptide |

PRACTICE SQUAD

| No. | Name | Pos. | Ht. | Wt. | DOB | Birthplace | College/Amateur | Previous NLL Team |
|-----|-------------|------|-----|-----|---------|--------------------|--------------------|-------------------|
| 00 | Lucas Nagy | G | 6-5 | 225 | 11/4/00 | Brantford, Ontario | Burlington Chiefs | |
| 54 | Jake Pulver | D | 6-0 | 215 | 5/7/96 | Manlius, New York | Cornell University | |

HOLDOUT LIST

| No. | Name | Pos. | Ht. | Wt. | DOB | Birthplace | College/Amateur | Previous NLL Team |
|-----|-----------|------|------|-----|---------|----------------------|-----------------|-------------------|
| 35 | Evan Kirk | G | 5-11 | 195 | 7/22/87 | Orangeville, Ontario | Hobart College | Saskatchewan Rush |

INJURED RESERVE

| No. | Name | Pos. | Ht. | Wt. | DOB | Birthplace | College/Amateur | Previous NLL Team |
|-----|----------------|------|------|-----|---------|-----------------------|----------------------------|-----------------------|
| 5 | Turner Evans | F | 5-9 | 170 | 9/11/93 | Peterborough, Ontario | Ohio State University | Rochester Knighthawks |
| 49 | Rylan Hartley | G | 5-11 | 165 | 5/23/98 | Mississauga, Ontario | Orangeville Northmen | Rochester Knighthawks |
| 81 | Matt Gilray | T | 6-3 | 206 | 5/11/95 | Oshawa, Ontario | Bucknell University | Buffalo Bandits |
| 96 | Cory Highfield | T | 6-2 | 200 | 5/16/96 | Brampton, Ontario | University of UMass-Lowell | Rochester Knighthawks |

PHYSICALLY UNABLE TO PERFORM LIST (PUP)

| No. | Name | Pos. | Ht. | Wt. | DOB | Birthplace | College/Amateur | Previous NLL Team |
|-----|-------------|------|-----|-----|---------|--------------------|-----------------|-------------------|
| 41 | Mike Manley | D | 6-2 | 235 | 7/21/88 | Penn Yan, New York | Duke University | New York Riptide |

KNIGHTHAWKS STAFF DIRECTORY

| | |
|-------------------------------|---------------------------------|
| GM/VP of Lacrosse Operations: | Dan Carey |
| Lacrosse Operations Manager: | Craig Rybczynski |
| Director of Scouting: | Jody Gage |
| Head Coach: | Mike Hasen |
| Assistant Coach: | Pat O'Toole |
| Assistant Coach: | Mat Giles |
| Scout and Video Coach: | Kyle Kallay |
| Scout: | Merrick Thomson |
| Operations Assistant: | Tom Cincebox |
| Athletic Trainer: | Stephen Lobsinger |
| Equipment Manager: | Brenden Dobbins |
| Strength & Conditioning: | Nate VanKouwenberg, Joe Aratari |
| Media Relations: | Warren Kosel, Ryan Harr |



KNIGHTHAWKS
ROCHESTER



2021-22 PRONUNCIATION GUIDE

@ROCKKNIGHTHAWKS

2021-22 ROCHESTER KNIGHTHAWKS

| No. | Name | Pronunciation | No. | Name | Pronunciation |
|-----|-----------------|---------------|-----|------------------|---------------|
| 00 | Lucas Nagy | (NA-ghee) | 37 | Dan Coates | (KOATS) |
| 1 | Bradley Voigt | (VOYT) | 41 | Mike Manley | (MAN-lee) |
| 2 | Paul Dawson | (DAWE-suhn) | 43 | Ryan Smith | (SMITH) |
| 3 | Thomas Whitty | (WHIT-ee) | 45 | Chris Willman | (WIHL-muhn) |
| 5 | Turner Evans | (EH-vihns) | 49 | Rylan Hartley | (HART-lee) |
| 8 | Mitch Ogilvie | (OH-guhl-vee) | 54 | Jake Pulver | (PUHL-vuhr) |
| 9 | Curtis Knight | (NIGHT) | 61 | Charlie Bertrand | (BUHR-truhnd) |
| 16 | Mike Burke | (BUHRK) | 71 | Jeff Wittig | (WHI-tihg) |
| 17 | Ryland Rees | (REECE) | 72 | Lukas Coote | (KOOT) |
| 19 | Holden Cattoni | (kuh-TOH-nee) | 81 | Matt Gilray | (GIHL-ray) |
| 20 | Matthew Bennett | (BEH-neht) | 91 | Thomas Hoggarth | (HOH-gahrth) |
| 27 | Tyler Halls | (HALLS) | 92 | Joel Watson | (WAHT-suhn) |
| 28 | Jared Conners | (CAH-nuhrs) | 96 | Cory Highfield | (HIGH-feeld) |
| 29 | Tyler Biles | (BYLES) | 97 | John Wagner | (WAG-nuhr) |
| 35 | Evan Kirk | (KUHRK) | | | |

KNIGHTHAWKS
ROCHESTER



2021-22 PLAYER TRANSACTIONS

@ROCKNIGHTHAWKS

2021-22 Rochester Knighthawks Regular Season

**All roster transactions are additions/deletions to and from active roster*

| DATE | PLAYER | ADD/DELETE | TRANSACTION |
|-----------|---------------------|------------|--|
| 4/22/2022 | Mitch Ogilvie (D) | Add | Reassigned to Active Roster from Physically Unable to Perform List |
| 4/22/2022 | Turner Evans (F) | Delete | Reassigned to Injured Reserve from Active Roster |
| 4/16/2022 | Thomas Hoggarth (F) | Add | Reassigned to Active Roster from Holdout List |
| 4/16/2022 | Mitch Ogilvie (D) | Delete | Reassigned to Physically Unable to Perform List from Active Roster |
| 4/13/2022 | Jake Pulver (D) | Delete | Reassigned to Practice Squad from Active Roster |
| 4/13/2022 | Jake Pulver (D) | Add | Signed to Standard Player Contract |
| 4/13/2022 | Lukas Coote (G) | Add | Reassigned to Active Roster from Practice Squad |
| 4/13/2022 | Rylan Hartley (G) | Delete | Reassigned to Injured Reserve from Active Roster |
| 4/9/2022 | Rylan Hartley (G) | Add | Reassigned to Active Roster from Injured Reserve |
| 4/9/2022 | Lukas Coote (G) | Delete | Reassigned to Practice Squad from Active Roster |
| 4/9/2022 | Bradley Voigt (F) | Add | Reassigned to Active Roster from Practice Squad |
| 4/9/2022 | Thomas Hoggarth (F) | Delete | Reassigned to Holdout List from Active Roster |
| 4/6/2022 | Bradley Voigt (F) | Delete | Reassigned to Practice Squad from Active Roster |
| 4/6/2022 | Bradley Voigt (F) | Add | Signed to Standard Player Contract |
| 3/26/2022 | Matt Gilray (T) | Delete | Reassigned to Injured Reserve from Active Roster |
| 3/26/2022 | Jared Conners (D) | Add | Reassigned to Active Roster from Practice Squad |
| 3/26/2022 | Lucas Nagy (G) | Delete | Reassigned to Practice Squad from Active Roster |
| 3/26/2022 | Lukas Coote (G) | Add | Reassigned to Active Roster from Practice Squad |
| 3/22/2022 | Lukas Coote (G) | Delete | Reassigned to Practice Squad from Active Roster |
| 3/22/2022 | Lukas Coote (G) | Add | Signed to Standard Player Contract |
| 3/15/2022 | Mike Burke (F) | Add | Reassigned to Active Roster from Practice Squad |
| 3/15/2022 | Doug Utting (D) | Delete | Released from Standard Player Contract |
| 3/11/2022 | Lucas Nagy (G) | Add | Reassigned to Active Roster from Practice Squad |
| 3/11/2022 | Tyler Halls (D) | Add | Reassigned to Active Roster from Practice Squad |
| 3/11/2022 | Cory Highfield (T) | Delete | Reassigned to Injured Reserve from Active Roster |
| 3/11/2022 | Rylan Hartley (G) | Delete | Reassigned to Injured Reserve from Active Roster |
| 3/10/2022 | Jared Conners (D) | Delete | Reassigned to Practice Squad from Active Roster |
| 3/10/2022 | Lucas Nagy (G) | Delete | Reassigned to Practice Squad from Active Roster |
| 3/9/2022 | Jared Conners (D) | Add | Signed to Standard Player Contract |

| | | | |
|------------|------------------------|--------|--|
| 3/9/2022 | Lucas Nagy (G) | Add | Signed to Standard Player Contract |
| 3/9/2022 | Jeff Wittig (F) | Add | Reassigned to Active Roster from Practice Squad |
| 3/9/2022 | Shawn Evans (F) | Delete | Traded to Halifax |
| 2/22/2022 | Tyler Halls (D) | Delete | Reassigned to Practice Squad from Active Roster |
| 2/22/2022 | Mitch Ogilvie (D) | Add | Reassigned to Active Roster from COVID/Injured Reserve |
| 2/12/2022 | Jeff Wittig (F) | Delete | Reassigned to Practice Squad from Active Roster |
| 2/12/2022 | Mike Burke (F) | Delete | Reassigned to Practice Squad from Active Roster |
| 2/12/2022 | Thomas Whitty (T) | Add | Reassigned to Active Roster from COVID/Injured Reserve |
| 2/12/2022 | Ryan Smith (F) | Add | Reassigned to Active Roster from COVID/Injured Reserve |
| 2/10/2022 | Jeff Geddis (D) | Delete | Released from Standard Player Contract |
| 2/10/2022 | Carson Rees (F) | Delete | Released from Standard Player Contract |
| 2/10/2022 | Mitchell Gustavsen (D) | Delete | Released from Standard Player Contract |
| 2/10/2022 | John Wagner (T) | Add | Reassigned to Active Roster from COVID/Injured Reserve |
| 2/10/2022 | Thomas Hoggarth (F) | Add | Reassigned to Active Roster from COVID/Injured Reserve |
| 2/5/2022 | Holden Cattoni (F) | Add | Reassigned to Active Roster from Injured Reserve |
| 2/5/2022 | Jeff Geddis (D) | Delete | Reassigned to Practice Squad from Active Roster |
| 2/4/2022 | Jeff Geddis (D) | Add | Signed to Standard Player Contract |
| 2/4/2022 | Carson Rees (F) | Add | Signed to Standard Player Contract |
| 2/4/2022 | Mitchell Gustavsen (D) | Add | Signed to Standard Player Contract |
| 2/4/2022 | John Wagner (T) | Delete | Reassigned to COVID/Injured Reserve from Active Roster |
| 2/4/2022 | Thomas Whitty (T) | Delete | Reassigned to COVID/Injured Reserve from Active Roster |
| 2/4/2022 | Ryan Smith (F) | Delete | Reassigned to COVID/Injured Reserve from Active Roster |
| 2/4/2022 | Thomas Hoggarth (F) | Delete | Reassigned to COVID/Injured Reserve from Active Roster |
| 2/4/2022 | Mike Burke (F) | Add | Reassigned to Active Roster from Practice Squad |
| 2/4/2022 | Mitch Ogilvie (D) | Delete | Reassigned to COVID/Injured Reserve from Active Roster |
| 2/4/2022 | Matt Bennett (D) | Add | Reassigned to Active Roster from Injured Reserve |
| 1/29/2022 | Holden Cattoni (F) | Delete | Reassigned to Injured Reserve from Active Roster |
| 1/29/2022 | Mitch Ogilvie (D) | Add | Reassigned to Active Roster from Practice Squad |
| 1/22/2022 | Matthew Bennett (D) | Delete | Reassigned to Injured Reserve from Active Roster |
| 1/22/2022 | Tyler Halls (D) | Add | Reassigned to Active Roster from Practice Squad |
| 1/20/2022 | Tyler Halls (D) | Delete | Reassigned to Practice Squad from Active Roster |
| 1/20/2022 | Cory Highfield (T) | Add | Reassigned to Active Roster from Injured Reserve |
| 1/20/2022 | Mitch Ogilvie (D) | Delete | Reassigned to Practice Squad from Active Roster |
| 1/20/2022 | John Wagner (T) | Add | Reassigned to Active Roster from Injured Reserve |
| 1/3/2022 | Mike Burke (F) | Add | Signed to Practice Player Contract |
| 12/16/2021 | Joel Watson (G) | Add | Reassigned to Active Roster from Practice Squad |
| 12/16/2021 | Evan Kirk (G) | Delete | Reassigned to Holdout List from Active Roster |

| | | | |
|------------|--------------------|--------|--|
| 12/10/2021 | Tyler Halls (D) | Add | Reassigned to Active Roster from Practice Squad |
| 12/10/2021 | Cory Highfield (T) | Delete | Reassigned to Injured Reserve from Active Roster |
| 12/10/2021 | Mitch Ogilvie (D) | Add | Reassigned to Active Roster from Practice Squad |
| 12/10/2021 | John Wagner (T) | Delete | Reassigned to Injured Reserve from Active Roster |
| 11/29/2021 | Mike Manley (D) | Delete | Reassigned to Physically Unable to Perform List |
| 11/29/2021 | Joel Watson (G) | Delete | Reassigned to Practice Squad from Active Roster |
| 11/29/2021 | Tyler Halls (D) | Delete | Reassigned to Practice Squad from Active Roster |
| 11/29/2021 | Mitch Ogilvie (D) | Delete | Reassigned to Practice Squad from Active Roster |

2021-22 ROCHESTER KNIGHTHAWKS

GAME NOTES



2021-22 Rochester Knighthawks Regular Season Scoring and Goaltending Statistics

[illegible]



2021-22 ROCHESTER KNIGHTHAWKS GAME NOTES



021-22 Rochester Knighthawks Regular Season Scoring and Goaltending Statistics

| GOALTENDER | GP | MIN | W | L | GA | GAA | SAVES | SV % |
|----------------|----|-----|---|---|----|-------|-------|------|
| NAGY, LUCAS | 1 | 1 | 0 | 0 | 0 | 0.00 | 0 | .000 |
| KIRK, EVAN | 2 | 119 | 1 | 1 | 23 | 11.56 | 85 | .787 |
| COOTE, LUKAS | 3 | 15 | 0 | 0 | 0 | 11.68 | 4 | .571 |
| WATSON, JOEL | 8 | 377 | 0 | 6 | 77 | 12.87 | 242 | .759 |
| HARTLEY, RYLAN | 9 | 454 | 2 | 6 | 93 | 12.29 | 312 | .770 |

KNIGHTHAWKS
ROCHESTER



2021-22 ROCHESTER KNIGHTHAWKS GAME NOTES









2021-22 National Lacrosse League Standings

EASTERN CONFERENCE

| East | | | | | | | | |
|---|----|----|-----|------|-----|-----|------|------|
| TEAM | W | L | PCT | STRK | GF | GA | HOME | AWAY |
|  Buffalo Bandits - xyz | 14 | 3 | 82% | W1 | 240 | 175 | 7-1 | 7-2 |
|  Toronto Rock - x | 12 | 5 | 71% | W4 | 197 | 159 | 7-2 | 5-3 |
|  Halifax Thunderbirds | 9 | 7 | 56% | L2 | 169 | 172 | 7-2 | 2-5 |
|  Georgia Swarm | 8 | 8 | 50% | L2 | 183 | 192 | 4-4 | 4-4 |
|  Albany FireWolves | 8 | 9 | 47% | W2 | 171 | 184 | 4-4 | 4-5 |
|  Philadelphia Wings | 8 | 9 | 47% | L1 | 174 | 189 | 4-5 | 4-4 |
|  New York Riptide | 6 | 10 | 38% | W2 | 192 | 193 | 3-5 | 3-5 |
|  Rochester Knighthawks | 3 | 13 | 19% | L8 | 159 | 201 | 1-6 | 2-7 |

WESTERN CONFERENCE

| West | | | | | | | | |
|--|----|----|-----|------|-----|-----|------|------|
| TEAM | W | L | PCT | STRK | GF | GA | HOME | AWAY |
|  Colorado Mammoth - x | 10 | 7 | 59% | L1 | 185 | 184 | 7-2 | 3-5 |
|  San Diego Seals - x | 9 | 7 | 56% | L5 | 178 | 157 | 5-4 | 4-3 |
|  Calgary Roughnecks - x | 9 | 7 | 56% | W5 | 173 | 175 | 5-3 | 4-4 |
|  Panther City Lacrosse Club | 7 | 9 | 44% | W1 | 172 | 198 | 3-4 | 4-5 |
|  Saskatchewan Rush | 6 | 10 | 38% | W2 | 166 | 171 | 5-3 | 1-7 |
|  Vancouver Warriors | 6 | 11 | 35% | L4 | 190 | 199 | 3-5 | 3-6 |

x = clinched playoff berth | y = clinched division title | z = clinched top overall record

KNIGHTHAWKS
ROCHESTER



2021-22 ROCHESTER KNIGHTHAWKS GAME NOTES



2021-22 Rochester Knighthawks Regular Season By The Numbers

| KNIGHTHAWKS WHEN: | TIMES | HOME | | ROAD | | OVERALL | |
|-------------------------------|-------|------|---|------|---|---------|----|
| | | W | L | W | L | W | L |
| SCORING FIRST GOAL OF GAME | 4 | 1 | 1 | 0 | 2 | 1 | 3 |
| ALLOWING FIRST GOAL OF GAME | 12 | 0 | 5 | 2 | 5 | 2 | 10 |
| OUTSHOOTING THE OPPONENT | 6 | 0 | 4 | 1 | 1 | 1 | 5 |
| SHOTS ARE TIED | 0 | 0 | 0 | 0 | 0 | 0 | 0 |
| OUTSHOT BY THE OPPONENT | 10 | 1 | 2 | 1 | 6 | 2 | 8 |
| LEADING AFTER ONE QUARTER | 6 | 1 | 1 | 2 | 2 | 3 | 3 |
| TIED AFTER ONE QUARTER | 1 | 0 | 0 | 0 | 1 | 0 | 1 |
| TRAILING AFTER ONE QUARTER | 9 | 0 | 5 | 0 | 4 | 0 | 9 |
| LEADING AFTER TWO QUARTERS | 6 | 1 | 2 | 2 | 1 | 3 | 3 |
| TIED AFTER TWO QUARTERS | 0 | 0 | 0 | 0 | 0 | 0 | 0 |
| TRAILING AFTER TWO QUARTERS | 10 | 0 | 4 | 0 | 6 | 0 | 10 |
| LEADING AFTER THREE QUARTERS | 4 | 1 | 0 | 2 | 1 | 3 | 1 |
| TIED AFTER THREE QUARTERS | 2 | 0 | 2 | 0 | 0 | 0 | 2 |
| TRAILING AFTER THREE QUARTERS | 10 | 0 | 4 | 0 | 6 | 0 | 10 |
| IN OVERTIME | 2 | 0 | 0 | 1 | 1 | 1 | 1 |

| KNIGHTHAWKS BY THE MONTH: | GP | HOME | | ROAD | | OVERALL | |
|---------------------------|-----------|----------|----------|----------|----------|----------|-----------|
| | | W | L | W | L | W | L |
| DECEMBER | 3 | 0 | 1 | 2 | 0 | 2 | 1 |
| JANUARY | 3 | 0 | 1 | 0 | 2 | 0 | 3 |
| FEBRUARY | 3 | 1 | 1 | 0 | 1 | 1 | 2 |
| MARCH | 4 | 0 | 2 | 0 | 2 | 0 | 4 |
| APRIL | 3 | 0 | 1 | 0 | 2 | 0 | 3 |
| TOTALS | 16 | 1 | 6 | 2 | 7 | 3 | 13 |

| KNIGHTHAWKS BY THE DAY: | GP | HOME | | ROAD | | OVERALL | |
|-------------------------|-----------|----------|----------|----------|----------|----------|-----------|
| | | W | L | W | L | W | L |
| FRIDAY | 3 | 0 | 1 | 0 | 2 | 0 | 3 |
| SATURDAY | 13 | 1 | 5 | 2 | 5 | 3 | 10 |
| TOTALS | 16 | 1 | 6 | 2 | 7 | 3 | 13 |

KNIGHTHAWKS
ROCHESTER



2021-22 ROCHESTER KNIGHTHAWKS GAME NOTES



2021-22 Rochester Knighthawks Regular Season Vs. the NLL

Knighthawks vs. the Eastern Conference

| TEAM | GP | GR | OVERALL | | | | HOME | | | | ROAD | | | | OT | |
|--------------|----|----|---------|----|-----|-----|------|---|----|----|------|---|----|-----|----|---|
| | | | W | L | GF | GA | W | L | GF | GA | W | L | GF | GA | W | L |
| ALBANY | 2 | 0 | 2 | 0 | 31 | 20 | 1 | 0 | 15 | 13 | 1 | 0 | 16 | 7 | - | - |
| BUFFALO | 3 | 0 | 0 | 3 | 24 | 37 | 0 | 2 | 16 | 26 | 0 | 1 | 8 | 11 | - | - |
| GEORGIA | 2 | 0 | 0 | 2 | 24 | 29 | 0 | 1 | 8 | 12 | 0 | 1 | 16 | 17 | 0 | 1 |
| HALIFAX | 1 | 1 | 0 | 1 | 7 | 11 | 0 | 0 | 0 | 0 | 0 | 1 | 7 | 11 | - | - |
| NEW YORK | 3 | 0 | 1 | 2 | 32 | 42 | 0 | 1 | 12 | 15 | 1 | 1 | 20 | 27 | 1 | 0 |
| PHILADELPHIA | 2 | 0 | 0 | 2 | 18 | 30 | 0 | 1 | 8 | 12 | 0 | 1 | 10 | 18 | - | - |
| TORONTO | 2 | 0 | 0 | 2 | 8 | 12 | 0 | 1 | 0 | 0 | 0 | 1 | 8 | 12 | - | - |
| TOTALS | 15 | 1 | 3 | 12 | 153 | 192 | 1 | 6 | 68 | 89 | 2 | 6 | 85 | 103 | 1 | 1 |

Knighthawks vs. the Western Conference

| TEAM | GP | GR | OVERALL | | | | HOME | | | | ROAD | | | | OT | |
|--------------|----|----|---------|---|----|----|------|---|----|----|------|---|----|----|----|---|
| | | | W | L | GF | GA | W | L | GF | GA | W | L | GF | GA | W | L |
| CALGARY | 0 | 1 | | | | | | | | | | | | | - | - |
| COLORADO | 0 | 0 | 0 | 0 | 0 | 0 | 0 | 0 | 0 | 0 | 0 | 0 | 0 | 0 | - | - |
| PANTHER CITY | 0 | 0 | 0 | 0 | 0 | 0 | 0 | 0 | 0 | 0 | 0 | 0 | 0 | 0 | - | - |
| SAN DIEGO | 0 | 0 | 0 | 0 | 0 | 0 | 0 | 0 | 0 | 0 | 0 | 0 | 0 | 0 | - | - |
| SASKATCHEWAN | 1 | 0 | 0 | 1 | 6 | 9 | 0 | 0 | 0 | 0 | 0 | 1 | 6 | 9 | - | - |
| VANCOUVER | 0 | 0 | 0 | 0 | 0 | 0 | 0 | 0 | 0 | 0 | 0 | 0 | 0 | 0 | - | - |
| TOTALS | 1 | 1 | 0 | 1 | 6 | 9 | 0 | 0 | 0 | 0 | 0 | 1 | 6 | 9 | 0 | 0 |

| | | | | | | | | | | | | | | | | |
|---------------|----|---|---|----|-----|-----|---|---|----|----|---|---|----|-----|---|---|
| SEASON TOTALS | 16 | 2 | 3 | 13 | 159 | 201 | 1 | 6 | 68 | 89 | 2 | 7 | 91 | 112 | 1 | 1 |
|---------------|----|---|---|----|-----|-----|---|---|----|----|---|---|----|-----|---|---|

KNIGHTHAWKS
ROCHESTER



2021-22 ROCHESTER KNIGHTHAWKS GAME NOTES



2021-22 Rochester Knighthawks Regular Season Game-By-Game Results

| GAME | DATE | OPPONENT | SCORE | RESULT | RECORD | GOALIE | GAME-WINNING GOAL | PP | PK | SHOTS | ATTENDANCE | |
|------|-------|-----------------|-----------------------|--------|--------|----------------|-------------------|-----|-----|-------|------------|-------|
| | | | | | | | | | | | HOME | ROAD |
| 1 | 12/4 | at New York | 13-12* | W | 1-0 | Kirk | Hoggarth | 1-3 | 1-3 | 50-55 | | 4,494 |
| 2 | 12/11 | BUFFALO | 8-12 | L | 1-1 | Kirk | Fields (BUF) | 1-5 | 1-1 | 56-54 | 4,311 | |
| 3 | 12/18 | at Albany | 16-7 | W | 2-1 | Hartley/Watson | Smith | 2-7 | 3-4 | 52-49 | | 4,885 |
| PPD | 1/8 | CALGARY | POSTPONED TO APRIL 22 | | | | | | | | | |
| 4 | 1/21 | GEORGIA | 8-12 | L | 2-2 | Hartley | Longboat (GA) | 1-4 | 3-5 | 49-57 | 3,147 | |
| 5 | 1/22 | at Philadelphia | 10-18 | L | 2-3 | Hartley/Watson | Matisz (PHI) | 0-8 | 2-6 | 54-64 | | 6,617 |
| 6 | 1/29 | at Toronto | 8-12 | L | 2-4 | Hartley | D. Dawson (TOR) | 3-5 | 5-7 | 53-54 | | 0 |
| 7 | 2/5 | at Buffalo | 8-11 | L | 2-5 | Hartley | Byrne (BUF) | 2-6 | 2-2 | 46-59 | | 9,371 |
| 8 | 2/12 | ALBANY | 15-13 | W | 3-5 | Hartley | Smith | 1-2 | 0-3 | 47-48 | | 3,737 |
| 9 | 2/26 | BUFFALO | 8-14 | L | 3-6 | Hartley | Nanticoke (BUF) | 3-4 | 3-6 | 60-49 | 4,830 | |
| 10 | 3/4 | at Georgia | 16-17* | L | 3-7 | Hartley | Jackson (GA) | 2-4 | 3-4 | 47-57 | | 7,122 |
| 11 | 3/12 | NEW YORK | 12-15 | L | 3-8 | Watson | Crawford (NY) | 1-5 | 1-2 | 58-52 | 3,790 | |
| 12 | 3/19 | at Saskatchewan | 6-9 | L | 3-9 | Watson | Keenan (SAS) | 1-4 | 2-3 | 44-53 | | 9,012 |
| 13 | 3/26 | PHILADELPHIA | 8-12 | L | 3-10 | Watson | Riorden (PHI) | 2-3 | 2-8 | 56-51 | 4,571 | |
| 14 | 4/1 | at Halifax | 7-11 | L | 3-11 | Watson | Shanks (HFX) | 2-5 | 2-3 | 51-45 | | 7,443 |
| 15 | 4/9 | TORONTO | 9-11 | L | 3-12 | Watson | Rogers (TOR) | 1-3 | 1-1 | 49-53 | 4,117 | |
| 16 | 4/16 | at New York | 7-15 | L | 3-13 | Watson/Coote | Teat (NY) | 0-4 | 3-8 | 43-44 | | 4,689 |
| 17 | 4/22 | CALGARY | | | | | | | | | | |
| 18 | 4/30 | HALIFAX | | | | | | | | | | |

* = overtime

Regular Season

2021-22 total home attendance = 28,503

2021-22 average home attendance = 4,071

2021-22 total attendance = 82, 136

KNIGHTHAWKS
ROCHESTER



2021-22 ROCHESTER KNIGHTHAWKS GAME NOTES



2021-22 Rochester Knighthawks Regular Season Highs/Lows & Streaks

TEAM SCORING

| | |
|--|--|
| Most Goals Scored – Game | 16 (12/18 at ALB, 3/4 at GA) |
| Most Goals Scored – Quarter | 6 (1 st and 4 th – 2/12 vs. ALB, 2 nd – 3/12 vs. NY) |
| Most Goals Allowed – Game | 18 (1/22 at PHI) |
| Most Goals Allowed – Quarter | 8 (1/22 at PHI) |
| Fewest Goals Scored – Game | 6 (3/19 at SAS) |
| Fewest Goals Scored – Quarter | 0 (1 st – 12/11 vs. BUF, 3 rd – 2/05 at BUF, 3 rd – 2/26 vs. BUF, 1 st – 3/12 vs. NY, 1 st – 3/19 at SAS, 2 nd – 3/26 vs. PHI, 1 st – 4/16 at NY) |
| Fewest Goals Allowed – Game | 7 (12/18 at ALB) |
| Fewest Goals Allowed – Quarter | 0 (2 nd – 12/11 vs. BUF, 3 rd – 2/12 vs. ALB, 3 rd – 3/26 vs. PHI, 1 st – 4/1 at HFX) |
| Largest Margin of Victory | 9 (12/18 at ALB, 16-7) |
| Largest Margin of Defeat | 8 (1/22 at PHI, 10-18; 4/16 at NY, 7-15) |
| Most Power-Play Goals Scored – Game | 3 (1/29 at TOR, 2/26 vs. BUF) |
| Most Power-Play Opportunities – Game | 8 (1/22 at PHI) |
| Most Power-Play Goals Allowed – Game | 6 (3/26 vs. PHI) |
| Most Power-Play Opportunities Against – Game | 8 (3/26 vs. PHI, 4/16 at NY) |

SHOOTING

| | |
|-----------------------------|-------------------|
| Most Shots Taken – Game | 60 (2/26 vs. BUF) |
| Fewest Shots Taken – Game | 43 (4/16 at NY) |
| Most Shots Allowed – Game | 64 (1/22 at PHI) |
| Fewest Shots Allowed – Game | 44 (4/16 at NY) |

PENALTY MINUTES

| | |
|--|-------------------|
| Most Penalty Minutes – Game | 40 (12/18 at ALB) |
| Fewest Penalty Minutes – Game | 4 (12/11 vs. BUF) |
| Most Opponent Penalty Minutes – Game | 72 (12/18 at ALB) |
| Fewest Opponent Penalty Minutes – Game | 6 (12/4 at NY) |

TEAM STREAKS

| | |
|-----------------------------|-------------------------|
| Longest Winning Streak | 1 |
| Longest Home Winning Streak | 1 |
| Longest Road Winning Streak | 2 (12/4-12/18) |
| Longest Losing Streak | 8 – Current (2/26-4/16) |
| Longest Home Losing Streak | 4 – Current (2/26-4/09) |
| Longest Road Losing Streak | 7 – Current (1/22-4/16) |

INDIVIDUAL HIGHS FOR A GAME

| | |
|----------------------------------|---|
| Most Goals | 5 (Hoggarth – 3/12 vs. NY) |
| Most Assists | 9 (S. Evans – 2/12 vs. ALB) |
| Most Points | 10 (S. Evans – 2/12 vs. ALB) |
| Most Penalty Minutes | 17 (Biles – 3/26 vs. PHI) |
| Most Shots on Goal | 16 (S. Evans – 1/29 at TOR, Smith – 4/09 vs. TOR) |
| Most Loose Balls | 13 (Rees – 2/05 at BUF) |
| Most Saves | 48 (Hartley – 2/05 at BUF) |
| Most Face-Off Wins | 15 (Willman – 3/4 at GA) |
| Most Goals by Opponent | 6 (Schreiber – 1/29 at TOR, Small – 3/26 vs. PHI) |
| Most Assists by Opponent | 7 (Crowley – 1/22 at PHI, Hellyer – 1/29 at TOR, Byrne – 2/26 vs. BUF, Teat – 3/12 vs. NY, Teat – 4/16 at NY) |
| Most Points by Opponent | 10 (Resetarits – 2/12 vs. ALB, Teat – 4/16 at NY) |
| Most Penalty Minutes by Opponent | 24 (Byrne – 12/18 at ALB) |
| Most Shots on Goal by Opponent | 16 (Schreiber – 1/29 at TOR) |
| Most Loose Balls by Opponent | 17 (Withers – 4/1 at HFX) |
| Most Saves by Opponent | 52 (Vinc – 2/26 vs. BUF) |
| Most Face-Off Wins by Opponent | 24 (Nardella – 2/12 vs. ALB) |



2021-22 ROCHESTER KNIGHTHAWKS GAME NOTES



2021-22 Rochester Knighthawks Player Game Summaries

| # | Player | 12/4 at NY | 12/11 vs. BUF | 12/18 at ALB | 1/8 vs. CGY | 1/21 vs. GA | 1/22 at PHI | 1/29 at TOR | 2/5 at BUF | 2/12 vs. ALB |
|----|--------------------------|---------------|------------------|-----------------|----------------|----------------|----------------|----------------|---------------|-----------------|
| 2 | Paul Dawson | 0-0 | 0-0 | 0-1 | P | 0-0 | 0-0 | 0-0 | 0-1 | 0-0 |
| 3 | Thomas Whitty | 0-0 | 0-0 | 0-0 | O | 0-0 | 0-0 | 0-0 | COVID | 0-0 |
| 5 | Turner Evans | 1-3 | 0-1 | 1-4 | S | 0-2 | 2-0 | 2-3 | 0-3 | 2-3 |
| 8 | Mitch Ogilvie | PS | DND | 0-0 | T | PS | PS | DND | COVID | COVID |
| 9 | Curtis Knight | 0-3 | 3-3 | 1-4 | P | 2-0 | 1-1 | 2-3 | 3-3 | 0-5 |
| 15 | Shawn Evans | 2-5 | 0-2 | 1-4 | O | 0-2 | 0-6 | 2-0 | 2-4 | 1-9 |
| 16 | Mike Burke | FA | FA | FA | N | PS | PS | PS | 1-1 | PS |
| 17 | Ryland Rees | 1-0 | 0-0 | 1-0 | E | 1-1 | 1-0 | 0-0 | 1-0 | 1-0 |
| 19 | Holden Cattoni | 3-4 | 3-1 | 4-5 | D | 0-3 | 2-1 | IR | 1-1 | 4-1 |
| 20 | Matt Bennett | 0-0 | 0-0 | 0-1 | | 0-0 | IR | IR | 0-0 | 0-0 |
| 27 | Tyler Halls | PS | DND | DND | | PS | DND | 0-0 | 0-0 | DND |
| 29 | Tyler Biles | 0-0 | 0-0 | 0-0 | | 0-0 | 0-0 | 0-0 | 0-0 | 0-0 |
| 34 | Doug Utting | DND | 0-0 | 1-0 | | 0-0 | 0-0 | DND | 0-0 | DND |
| 37 | Dan Coates | 0-0 | 0-0 | 0-0 | P | 0-2 | 0-1 | 0-0 | 0-0 | 0-1 |
| 41 | Mike Manley | PUP | PUP | PUP | O | PUP | PUP | PUP | PUP | PUP |
| 43 | Ryan Smith | 0-0 | 0-4 | 3-2 | S | 2-0 | 0-3 | 2-3 | COVID | 3-1 |
| 45 | Chris Willman | 0-1 | 0-0 | 0-0 | T | 0-0 | 0-0 | 0-0 | 0-0 | 0-0 |
| 61 | Charlie Bertrand | 2-0 | 1-2 | 3-1 | S | 1-1 | 0-1 | 0-2 | 0-1 | 0-3 |
| 71 | Jeff Wittig | DND | 1-1 | DND | P | DND | DND | 0-0 | 0-0 | PS |
| 81 | Matt Gilray | 0-0 | 0-0 | 0-0 | O | 2-0 | 1-0 | 0-0 | 0-0 | 1-0 |
| 91 | Thomas Hoggarth | 3-0 | 0-0 | 1-3 | N | 0-1 | 3-2 | 0-0 | COVID | 3-0 |
| 96 | Cory Highfield | 1-1 | COVID | COVID | E | 0-0 | 0-0 | 0-0 | 0-0 | 0-1 |
| 97 | John Wagner | 0-1 | IR | IR | D | DND | 0-1 | 0-0 | COVID | 0-0 |
| 35 | Evan Kirk | 43-55 | 42-53 | HL | | HL | HL | HL | HL | HL |
| 49 | Rylan Hartley | DNP | DNP | 32-36(S) | | 45-57 | 35-47(S) | 42-53 | 48-59 | 35-48 |
| 92 | Joel Watson | PS | PS | 7-10(R) | | DNP | 11-17(R) | DNP | DNP | DNP |
| | FINAL SCORE | 13-12* | 8-12 | 16-7 | | 8-12 | 10-18 | 8-12 | 8-11 | 15-13 |
| | PP | 1-3 | 1-5 | 2-7 | | 1-4 | 0-8 | 3-5 | 2-6 | 1-2 |
| | PK | 1-3 | 1-1 | 3-4 | | 3-5 | 2-6 | 5-7 | 2-2 | 0-3 |
| | ROC PIM | 6 | 4 | 40 | | 12 | 23 | 14 | 22 | 11 |
| | OPP PIM | 6 | 10 | 72 | | 11 | 37 | 10 | 20 | 9 |
| | GWG | 91 | -- | 43 | | -- | -- | -- | -- | 43 |
| | ROC 1 ST GOAL | 19 | 9 | 61 | | 61 | 17 | 15 | 17 | 15 |
| | RECORD | 1-0 | 1-1 | 2-1 | | 2-2 | 2-3 | 2-4 | 2-5 | 3-5 |

DND – Did Not Dress

INA – Inactive

PUP – Physically Unable to Perform

DNP – Did Not Play

IR – Injured Reserve

SUSP – Suspended

FA – Free Agent

PS – Practice Squad

REL – Released

HL – Holdout List

COVID – COVID-19 List

S/R – Start/Relief

*Overtime



2021-22 ROCHESTER KNIGHTHAWKS GAME NOTES



2021-22 Rochester Knighthawks Player Game Summaries

| # | Player | 2/26 vs. BUF | 3/4 at GA | 3/12 vs. NY | 3/19 at SAS | 3/26 vs. PHI | 4/1 at HFX | 4/9 vs. TOR | 4/16 at NY | 4/22 vs. CGY | 4/30 vs. HFX |
|----|--------------------------|-----------------|--------------|----------------|----------------|-----------------|---------------|----------------|---------------|-----------------|-----------------|
| 1 | Bradley Voigt | FA | FA | FA | FA | FA | FA | 0-0 | 0-1 | | |
| 2 | Paul Dawson | 0-0 | 0-0 | 0-0 | 0-0 | 0-0 | 0-0 | 0-0 | 0-0 | | |
| 3 | Thomas Whitty | 0-0 | 0-0 | 0-1 | 0-0 | 0-0 | 0-0 | 0-0 | DND | | |
| 5 | Turner Evans | 1-2 | 0-0 | 1-3 | 1-2 | 1-2 | 2-2 | DND | 0-2 | | |
| 8 | Mitch Ogilvie | DND | DND | 0-0 | 0-0 | 0-0 | 1-0 | 0-0 | PUP | | |
| 9 | Curtis Knight | 0-1 | 1-1 | 1-2 | 0-2 | 1-3 | 0-1 | 1-0 | 2-2 | | |
| 15 | Shawn Evans | 0-2 | 1-4 | HFX | HFX | HFX | HFX | HFX | HFX | HFX | HFX |
| 16 | Mike Burke | PS | PS | PS | DND | 0-2 | 0-1 | 0-1 | 2-1 | | |
| 17 | Ryland Rees | 0-0 | 0-0 | 1-1 | 0-0 | 0-0 | 0-1 | 2-0 | 1-0 | | |
| 19 | Holden Cattoni | 1-2 | 4-2 | 1-2 | 1-2 | 0-1 | 1-3 | 1-1 | 0-2 | | |
| 20 | Matt Bennett | 0-0 | 0-1 | 0-0 | 0-0 | 0-0 | 0-1 | 0-0 | 0-0 | | |
| 27 | Tyler Halls | PS | PS | 1-0 | 0-0 | 0-1 | 0-0 | 0-0 | 0-1 | | |
| 28 | Jared Conners | FA | FA | PS | PS | DND | DND | 0-1 | 0-0 | | |
| 29 | Tyler Biles | 0-0 | 0-1 | 0-0 | 0-0 | 0-0 | 0-0 | 0-0 | 0-0 | | |
| 34 | Doug Utting | DND | DND | DND | REL | REL | REL | REL | REL | REL | REL |
| 37 | Dan Coates | 0-1 | 0-2 | 0-0 | 0-0 | 0-0 | 0-1 | 1-1 | 0-0 | | |
| 41 | Mike Manley | PUP | PUP | PUP | PUP | PUP | PUP | PUP | PUP | PUP | PUP |
| 43 | Ryan Smith | 3-1 | 4-5 | 2-2 | 3-0 | 2-0 | 1-0 | 3-1 | 1-1 | | |
| 45 | Chris Willman | 0-1 | 0-0 | DND | DND | 0-0 | 0-0 | 0-0 | 0-0 | | |
| 54 | Jake Pulver | FA | FA | FA | FA | FA | FA | FA | PS | | |
| 61 | Charlie Bertrand | 1-1 | 1-2 | 0-1 | 1-1 | 1-0 | 1-2 | 0-2 | DND | | |
| 71 | Jeff Wittig | PS | PS | 0-0 | 0-1 | DND | DND | 1-1 | 0-0 | | |
| 81 | Matt Gilray | 1-0 | 1-1 | 0-2 | 0-0 | IR | IR | IR | IR | | |
| 91 | Thomas Hoggarth | 1-0 | 1-2 | 5-1 | 0-1 | 2-0 | 1-0 | HL | 1-2 | | |
| 96 | Cory Highfield | 0-0 | 2-1 | IR | IR | IR | IR | IR | IR | | |
| 97 | John Wagner | 0-2 | 1-1 | 0-0 | 0-0 | 1-0 | 0-0 | 0-2 | 0-0 | | |
| | | | | | | | | | | | |
| 00 | Lucas Nagy | FA | FA | DNP | 0-0(R) | PS | PS | PS | PS | | |
| 35 | Evan Kirk | HL | HL | HL | HL | HL | HL | HL | HL | HL | HL |
| 49 | Rylan Hartley | 35-49 | 40-57 | IR | IR | IR | IR | DND | IR | | |
| 72 | Lukas Coote | FA | FA | FA | FA | 0-0(R) | 0-1(R) | PS | 3-6(R) | | |
| 92 | Joel Watson | DNP | DNP | 37-52 | 44-53(S) | 39-51(S) | 33-44(S) | 42-53 | 12-26(S) | | |
| | | | | | | | | | | | |
| | FINAL SCORE | 8-14 | 16-17* | 12-15 | 6-9 | 8-12 | 7-11 | 9-11 | 7-5 | | |
| | PP | 3-4 | 2-4 | 1-5 | 1-4 | 2-3 | 2-5 | 1-3 | 0-4 | | |
| | PK | 3-6 | 3-4 | 1-2 | 2-3 | 2-8 | 2-3 | 1-1 | 3-8 | | |
| | ROC PIM | 24 | 12 | 15 | 11 | 33 | 23 | 21 | 30 | | |
| | OPP PIM | 12 | 12 | 19 | 13 | 10 | 15 | 13 | 21 | | |
| | GWG | -- | -- | -- | -- | -- | -- | -- | -- | | |
| | ROC 1 ST GOAL | 43 | 96 | 91 | 5 | 43 | 8 | 43 | 9 | | |
| | RECORD | 3-6 | 3-7 | 3-8 | 3-9 | 3-10 | 3-11 | 3-12 | 3-13 | | |



2021-22 ROCHESTER KNIGHTHAWKS GAME NOTES



DND – Did Not Dress

INA – Inactive

PUP – Physically Unable to Perform

HFX – Halifax

DNP – Did Not Play

IR – Injured Reserve

SUSP – Suspended

GA – Georgia

FA – Free Agent

PS – Practice Squad

REL – Released

*Overtime

HL – Holdout List

COVID – COVID-19 List

S/R – Start/Relief



RECORD BOOK



Knighthawks Single-Season Team Records

(stats through 2019-20 season)

| | | |
|---------------------|---------|----|
| MOST WINS: | 2019-20 | 2 |
| MOST LOSSES: | 2019-20 | 10 |
| MOST HOME WINS: | 2019-20 | 2 |
| MOST HOME LOSSES: | 2019-20 | 3 |
| MOST ROAD WINS | | |
| MOST ROAD LOSSES: | 2019-20 | 7 |
| FEWEST WINS: | | |
| FEWEST LOSSES: | | |
| FEWEST HOME WINS: | | |
| FEWEST HOME LOSSES: | | |
| FEWEST ROAD WINS: | 2019-20 | 0 |
| FEWEST ROAD LOSSES: | | |

| | | |
|-----------------------------------|---------|-----|
| MOST SCORING POINTS: | 2019-20 | 311 |
| MOST GOALS SCORED: | 2019-20 | 115 |
| MOST ASSISTS: | 2019-20 | 196 |
| MOST POWER-PLAY GOALS: | 2019-20 | 22 |
| MOST SHORTHANDED GOALS: | 2019-20 | 3 |
| MOST HOME GOALS: | 2019-20 | 51 |
| MOST ROAD GOALS: | 2019-20 | 64 |
| FEWEST GOALS SCORED: | | |
| FEWEST ASSISTS: | | |
| FEWEST POWER-PLAY GOALS: | | |
| FEWEST SHORTHANDED GOALS: | | |
| FEWEST HOME GOALS: | | |
| FEWEST ROAD GOALS: | | |
| MOST GOALS SCORED AGAINST: | 2019-20 | 165 |
| MOST HOME GOALS SCORED AGAINST: | 2019-20 | 63 |
| MOST ROAD GOALS SCORED AGAINST: | 2019-20 | 102 |
| FEWEST GOALS SCORED AGAINST: | | |
| FEWEST HOME GOALS SCORED AGAINST: | | |
| FEWEST ROAD GOALS SCORED AGAINST: | | |

| | | |
|-------------------------|---------|-----|
| MOST PENALTY MINUTES: | 2019-20 | 207 |
| FEWEST PENALTY MINUTES: | | |

| | |
|-------------------------|--|
| LONGEST WINNING STREAK: | 2019-20 1(x2) 1/18 vs. CGY, 2/29 vs. NY |
|-------------------------|--|

| | |
|--------------------------|---|
| LONGEST HOME WIN STREAK: | 2019-20 1 (x2) 1/18 vs. CGY, 2/29 vs. NY |
|--------------------------|---|

LONGEST ROAD WIN STREAK:

| | |
|------------------------|--|
| LONGEST LOSING STREAK: | 2019-20 4 (x2) 11/30 vs. GA – 1/11 at TOR, 1/19 at PHI – 2/22 at NE |
|------------------------|--|

| | |
|----------------------------|---|
| LONGEST HOME LOSING STREAK | 2019-20 2 11/30 vs. GA – 12/28 vs. TOR |
|----------------------------|---|

| | |
|----------------------------|--|
| LONGEST ROAD LOSING STREAK | 2019-20 7 12/21 at HFX – 3/8 at COL |
|----------------------------|--|



RECORD BOOK



Knighthawks Regular-Season Single-Game Team Records

(stats through 2019-20 season)

KNIGHTHAWKS GOALS

Most — 15 (16-15 OTL at BUF on 1/31/20)

Few est — 4 (14-4 L vs. GEO on 11/30/19, 12-4 L at PHI on 1/19/20)

OPPONENTS GOALS

Most — 19 (19-6 L at SD on 3/7/20)

Few est — 10 (10-8 L at COL on 3/8/20)

COMBINED GOALS

Most — 31 (16-15 OTL at BUF on 1/31/20)

Few est — 16 (12-4 L at PHI on 1/19/20)

KNIGHTHAWKS MARGIN OF VICTORY

Most — 1 (13-12 W vs. CGY on 1/18/20, 13-12 W vs. NY on 2/28/20)

Few est — 1 (13-12 W vs. CGY on 1/18/20, 13-12 W vs. NY on 2/28/20)

OPPONENT MARGIN OF VICTORY

Most — 13 (19-6 L at SD on 3/7/20)

Few est — 1 (13-12 L at TOR on 1/11/20, 16-15 OTL at BUF on 1/31/20, 11-10 OTL vs. VAN on 2/9/20)

KNIGHTHAWKS SHOTS ON GOALS

Most — 65 (1/31/20 at BUF)

Few est — 35 (3/7/20 at SD)

OPPONENT SHOTS ON GOAL

Most — 71 (2/22/20 at NE, 3/7/20 at SD)

Few est — 44 (12/21/19 at HFX, 3/8/20 at COL)

KNIGHTHAWKS GOALS IN ONE QUARTER

Most — 8 (1/31/20 at BUF — 3rd)

Few est — 0 (1/19/20 at PHI — 1st & 3rd, 2/09/20 vs. VAN — 3rd, 3/07/20 at SD — 4th, 3/08/20 at COL — 4th)

KNIGHTHAWKS GOALS IN ONE HALF

Most — 12 (1/31/20 at BUF — 2nd)

Few est — 1 (11/30/19 vs. GEO — 1st, 3/7/20 at SD — 2nd, 3/8/20 — 2nd)

GOALS ALLOWED BY KNIGHTHAWKS IN ONE QUARTER

Most — 6 (x8, most recent — 3/8/20 at COL — 3rd)

Few est — 1 (x7, most recent — 3/8/20 at COL — 1st and 4th)

GOALS ALLOWED BY KNIGHTHAWKS IN ONE HALF

Most — 11 (2/22/20 at NE — 2nd, 3/7/20 at SD — 1st)

Few est — 3 (3/8/20 at COL — 1st)

PENALTY MINUTES BY KNIGHTHAWKS

Most — 63 (1/19/20 at PHI)

Few est — 4 (12/28/19 vs. TOR)

PENALTY MINUTES BY OPPONENT

Most — 40 (1/19/20 at PHI)

Few est — 8 (12/21/19 at HFX)

COMBINED PENALTY MINUTES

Most — 103 (1/19/20 at PHI)

Few est — 14 (12/28/19 vs. TOR)



RECORD BOOK



Knighthawks Regular-Season Single-Game Team Records

By The Numbers (stats through 2019-20 season)

| KNIGHTHAWKS WHEN: | TIMES | HOME | | ROAD | | OVERALL | |
|-------------------------------|-------|------|---|------|---|---------|---|
| | | W | L | W | L | W | L |
| SCORING FIRST GOAL OF GAME | 5 | 0 | 1 | 0 | 4 | 0 | 5 |
| ALLOWING FIRST GOAL OF GAME | 7 | 2 | 2 | 0 | 3 | 2 | 5 |
| OUTSHOOTING THE OPPONENT | 2 | 0 | 0 | 0 | 2 | 0 | 2 |
| SHOTS ARE TIED | 1 | 0 | 0 | 0 | 1 | 0 | 1 |
| OUTSHOT BY THE OPPONENT | 9 | 2 | 3 | 0 | 4 | 2 | 7 |
| LEADING AFTER ONE QUARTER | 4 | 0 | 1 | 0 | 3 | 0 | 4 |
| TIED AFTER ONE QUARTER | 1 | 0 | 0 | 0 | 1 | 0 | 1 |
| TRAILING AFTER ONE QUARTER | 7 | 2 | 2 | 0 | 3 | 2 | 5 |
| LEADING AFTER TWO QUARTERS | 5 | 1 | 1 | 0 | 3 | 1 | 4 |
| TIED AFTER TWO QUARTERS | 0 | 0 | 0 | 0 | 0 | 0 | 0 |
| TRAILING AFTER TWO QUARTERS | 7 | 1 | 2 | 0 | 4 | 1 | 6 |
| LEADING AFTER THREE QUARTERS | 3 | 1 | 1 | 0 | 1 | 1 | 2 |
| TIED AFTER THREE QUARTERS | 1 | 1 | 0 | 0 | 0 | 1 | 0 |
| TRAILING AFTER THREE QUARTERS | 8 | 0 | 2 | 0 | 6 | 0 | 8 |
| IN OVERTIME | 2 | 0 | 1 | 0 | 1 | 0 | 2 |
| ONE-GOAL GAMES | 5 | 2 | 1 | 0 | 2 | 2 | 3 |



RECORD BOOK



Rochester Knighthawks Individual Single-Game Records

(stats through 2019-20 season)

| | | | |
|-----------------------------|----|-----------------------------|-------------------|
| Most Goals: | 5 | Holden Cattoni at Toronto | January 11, 2020 |
| Most Assists: | 8 | Curtis Knight vs. New York | February 29, 2020 |
| Most Points: | 10 | Holden Cattoni at Buffalo | January 31, 2020 |
| Most Penalty Minutes: | 14 | Turner Evans at New England | February 22, 2020 |
| Most Shots on Goal: | 14 | Curtis Knight at Buffalo | January 31, 2020 |
| Most Loose Balls Recovered: | 14 | Shawn Evans vs. Vancouver | February 9, 2020 |
| Most Face-off Wins: | 17 | Chris Willman at Buffalo | January 31, 2020 |
| | 17 | Jay Thorimbert at Toronto | January 11, 2020 |
| Most Saves: | 51 | Steve Fryer at Philadelphia | January 19, 2020 |

Opposing Team Single-Game Individual Records

| | | | |
|-----------------------------|----|------------------------------|-------------------|
| Most Goals: | 6 | Dan Lomas, New York | February 29, 2020 |
| Most Assists: | 8 | Callum Crawford, New England | February 22, 2020 |
| Most Points: | 12 | Callum Crawford, New England | February 22, 2020 |
| Most Penalty Minutes: | 19 | Greg Downing, New England | February 22, 2020 |
| Most Shots on Goal: | 20 | Callum Crawford, New England | February 22, 2020 |
| Most Loose Balls Recovered: | 15 | Joe Nardella, New England | February 22, 2020 |
| Most Face-off Wins: | 22 | Alex Woodall, New York | February 29, 2020 |
| Most Saves: | 50 | Matt Vinc Buffalo | January 31, 2020 |



RECORD BOOK



Rochester Knighthawks Individual Single-Season Records

(stats through 2019-20 season)

| | | | |
|--|-----------------|------|----------------------|
| MOST GOALS BY FORWARD: | Holden Cattoni | 24 | (2019-20) |
| MOST ASSISTS BY FORWARD: | Holden Cattoni | 38 | (2019-20) |
| MOST POINTS BY FORWARD: | Holden Cattoni | 62 | (2019-20) |
| MOST LOOSE BALLS BY FORWARD: | Holden Cattoni | 60 | (2019-20) |
| MOST GOALS BY DEFENSEMAN/TRANSITION: | Cory Highfield | 9 | (2019-20) |
| MOST ASSISTS BY DEFENSEMAN/TRANSITION: | Matthew Bennett | 8 | (2019-20) |
| MOST POINTS BY DEFENSEMAN/TRANSITION: | Cory Highfield | 13 | (2019-20) |
| MOST LOOSE BALLS BY DEFENSEMAN/TRANSITION: | Ryland Rees | 75 | (2019-20) |
| MOST GOALS BY GOALTENDER: | | | |
| MOST ASSISTS BY GOALTENDER: | Craig Wende | 2 | (2019-20) |
| MOST POINTS BY GOALTENDER: | Craig Wende | 2 | (2019-20) |
| MOST LOOSE BALLS BY GOALTENDER: | Rylan Hartley | 2 | (2019-20) |
| MOST PIMs BY FORWARD: | Shawn Evans | 31 | (2019-20) |
| MOST PIMs BY DEFENSEMAN/TRANSITION: | Paul Dawson | 29 | (2019-20) |
| MOST PIMs BY GOALTENDER: | | | |
| MOST SAVES BY GOALTENDER: | Craig Wende | 194 | (2019-20) |
| MOST GOALS BY A ROOKIE: | Cory Highfield | 9 | (2019-20) |
| MOST ASSISTS BY A ROOKIE: | Ryland Rees | 7 | (2019-20) |
| MOST POINTS BY A ROOKIE: | Cory Highfield | 13 | (2019-20) |
| MOST PIMs BY A ROOKIE: | Thomas Whitty | 12 | (2019-20) |
| MOST LOOSE BALLS BY A ROOKIE: | Ryland Rees | 75 | (2019-20) |
| MOST POWER-PLAY GOALS: | Holden Cattoni | 6 | (2019-20) |
| MOST SHORTHANDED GOALS: | Phil Caputo | 1 | (2019-20) |
| | Holden Cattoni | 1 | (2019-20) |
| | Dan Lintner | 1 | (2019-20) |
| MOST GAME-WINNING GOALS: | Holden Cattoni | 1 | (2019-20) |
| | Curtis Knight | 1 | (2019-20) |
| MOST LOOSE BALL RECOVERIES: | Ryland Rees | 75 | (2019-20) |
| LONGEST CONSECUTIVE POINT STREAK (IN GAMES): | Holden Cattoni | 12 | (2019-20) 62 points |
| LONGEST GOAL-SCORING STREAK (IN GAMES): | Holden Cattoni | 12 | (2019-20) 24 goals |
| LONGEST ASSIST STREAK (IN GAMES): | Holden Cattoni | 12 | (2019-20) 38 assists |
| HIGHEST SHOOTING PERCENTAGE: | Matthew Bennett | 33.3 | (2019-20) |



RECORD BOOK



Regular-Season All-Time Franchise Leaders

GAMES PLAYED

| | |
|-----------------|----|
| Matthew Bennett | 12 |
| Holden Cattoni | 12 |
| Paul Dawson | 12 |
| Dylan Evans | 12 |
| Turner Evans | 12 |
| Cory Highfield | 12 |
| Curtis Knight | 12 |
| Ryland Rees | 12 |
| Doug Utting | 12 |
| Thomas Whitty | 12 |

GOALS

| | |
|----------------|----|
| Holden Cattoni | 24 |
| Curtis Knight | 15 |
| Shawn Evans | 14 |
| Phil Caputo | 14 |
| Turner Evans | 12 |
| Cory Highfield | 9 |
| Dan Lintner | 5 |
| Dan Michel | 5 |
| Ryland Rees | 4 |
| Paul Dawson | 2 |

ASSISTS

| | |
|-----------------|----|
| Holden Cattoni | 38 |
| Curtis Knight | 31 |
| Shawn Evans | 29 |
| Turner Evans | 16 |
| Dan Lintner | 12 |
| Phil Caputo | 11 |
| Matthew Bennett | 8 |
| Ryland Rees | 7 |
| Dan Michel | 6 |
| Chris Willman | 5 |

POINTS

| | |
|----------------|----|
| Holden Cattoni | 62 |
| Curtis Knight | 46 |
| Shawn Evans | 43 |
| Turner Evans | 38 |
| Phil Caputo | 25 |
| Dan Lintner | 17 |
| Cory Highfield | 13 |
| Ryland Rees | 11 |
| Dan Michel | 11 |

POWER-PLAY GOALS

| | |
|----------------|---|
| Holden Cattoni | 6 |
| Shawn Evans | 5 |
| Cory Highfield | 4 |
| Curtis Knight | 2 |
| Dan Lintner | 1 |
| Phil Caputo | 1 |
| Doug Utting | 1 |

POWER-PLAY ASSISTS

| | |
|----------------|----|
| Holden Cattoni | 12 |
| Shawn Evans | 7 |
| Turner Evans | 5 |
| Curtis Knight | 4 |
| Cory Highfield | 2 |
| Phil Caputo | 2 |
| Dan Michel | 1 |
| Pat Saunders | 1 |

SHORTHANDED GOALS

| | |
|----------------|---|
| Holden Cattoni | 1 |
|----------------|---|

SHORTHANDED ASSISTS

| | |
|------------------|---|
| Matthew Bennett | 1 |
| Holden Cattoni | 1 |
| Mark Cockerton | 1 |
| Ryland Rees | 1 |
| Darryl Robertson | 1 |
| Thomas Whitty | 1 |

GAME-WINNING GOALS

| | |
|----------------|---|
| Holden Cattoni | 1 |
| Curtis Knight | 1 |

PENALTY MINUTES

| | |
|-----------------|----|
| Shawn Evans | 31 |
| Paul Dawson | 29 |
| Turner Evans | 20 |
| Matthew Bennett | 16 |
| Dylan Evans | 14 |
| Thomas Whitty | 12 |
| Doug Utting | 9 |
| Tyler Biles | 9 |
| Holden Cattoni | 8 |
| Phil Caputo | 8 |

LOOSE BALLS

| | |
|-----------------|----|
| Ryland Rees | 75 |
| Paul Dawson | 64 |
| Dylan Evans | 63 |
| Matthew Bennett | 60 |
| Holden Cattoni | 60 |
| Shawn Evans | 57 |
| Turner Evans | 53 |
| Thomas Whitty | 52 |
| Curtis Knight | 52 |
| Doug Utting | 47 |

FACE-OFF WINS

| | |
|----------------|----|
| Jay Thorimbert | 64 |
| Chris Willman | 44 |
| Dylan Evans | 26 |

SHOTS

| | |
|----------------|-----|
| Holden Cattoni | 185 |
| Shawn Evans | 124 |
| Curtis Knight | 114 |
| Turner Evans | 105 |
| Dan Lintner | 60 |
| Phil Caputo | 56 |
| Cory Highfield | 42 |
| Dan Michel | 33 |
| Mark Cockerton | 22 |
| Dallas Bridle | 16 |

GOALTENDER WINS

| | |
|---------------|---|
| Rylan Hartley | 1 |
| Craig Wende | 1 |

SAVES

| | |
|---------------|-----|
| Craig Wende | 194 |
| Rylan Hartley | 171 |
| Steve Fryer | 170 |

GOALTENDER MINUTES

| | |
|---------------|-----|
| Steve Fryer | 257 |
| Craig Wende | 255 |
| Rylan Hartley | 212 |

HEAD COACHING WINS

| | |
|------------|---|
| Mike Hasen | 2 |
|------------|---|



2021-22 **KNIGHTHAWKS** **SCHEDULE**

**NEW YORK
RIPTIDE**
SAT. 12/4 • 7:30PM ET

**BUFFALO
BANDITS**
SAT. 12/11 • 7:00PM ET

**ALBANY
FIREWOLVES**
SAT. 12/18 • 7:00PM ET

**CALGARY
ROUGHNECKS**
SAT. 1/8 • 7:00PM ET

**GEORGIA
SWARM**
FRI. 1/21 • 7:00PM ET

**PHILADELPHIA
WINGS**
SAT. 1/22 • 7:00PM ET

**TORONTO
ROCK**
SAT. 1/29 • 7:00PM ET

**BUFFALO
BANDITS**
SAT. 2/5 • 7:30PM ET

**ALBANY
FIREWOLVES**
SAT. 2/12 • 7:00PM ET

**BUFFALO
BANDITS**
SAT. 2/26 • 8:00PM ET

**GEORGIA
SWARM**
FRI. 3/4 • 7:30PM ET

**NEW YORK
RIPTIDE**
SAT. 3/12 • 5:00PM ET

**SASKATCHEWAN
RUSH**
SAT. 3/19 • 8:30PM ET

**PHILADELPHIA
WINGS**
SAT. 3/26 • 7:00PM ET

**HALIFAX
THUNDERBIRDS**
FRI. 4/1 • 8:00PM ET

**TORONTO
ROCK**
SAT. 4/9 • 7:00PM ET

**NEW YORK
RIPTIDE**
SAT. 4/16 • 7:30PM ET

**HALIFAX
THUNDERBIRDS**
SAT. 4/30 • 7:00PM ET

■ HOME ■ AWAY

VISIT WWW.ROCHESTERKNIGHTHAWKS.COM/MEDIA FOR
ADDITIONAL INFORMATION AND OTHER GAME-NIGHT RESOURCES.



@ROCKKNIGHTHAWKS

ROCHESTER KNIGHTHAWKS | MEDIA RELATIONS DEPARTMENT

Warren Kosel | Senior Director of Public & Media Relations | 1.585.286.9928
Ryan Harr | Public & Media Relations Coordinator | 1.585.286.9940