



GAME NOTES



GAME INFORMATION

Regular-Season Records

New York: 2-8 (2-7 vs. Eastern)

Rochester: 3-7 (3-7 vs. Eastern)



All-Time Series

- This is the third meeting all-time between these franchises. Rochester is 2-0 lifetime.

This Season

- This is the second of three meetings between the two teams this season. Rochester leads the season series 1-0.

2021-22 SCHEDULE AND RESULTS

Date	Opponent	Result
12/4	at New York	13-12* - W
12/11	BUFFALO	8-12 - L
12/18	at Albany	16-7 - W
1/21	GEORGIA	8-12 - L
1/22	at Philadelphia	10-18 - L
1/29	at Toronto	8-12 - L
2/5	at Buffalo	8-11 - L
2/12	ALBANY	15-13 - W
2/26	BUFFALO	8-14 - L
3/4	at Georgia	16-17* - L
3/12	NEW YORK	
3/19	at Saskatchewan	
3/26	PHILADELPHIA	
4/1	at Halifax	
4/9	TORONTO	
4/16	at New York	
4/22	CALGARY	
4/30	HALIFAX	

*Overtime | Home games in bold CAPS

2021-22 RECORD WHEN:

Scoring first:	1-1
Opponent scores first:	2-6
Leading after first quarter:	3-1
Tied after first quarter:	0-1
Trailing after first quarter:	0-5
Leading at half:	3-2
Tied at half:	0-0
Trailing at half:	0-5
Leading after third quarter:	3-1
Tied after third quarter:	0-1
Trailing after third quarter:	0-5
Outshooting opponent:	1-2
Outshot by opponent:	2-5
Shots even:	0-0
Overtime games:	1-1

TONIGHT'S GAME OVERVIEW

The Rochester Knighthawks (3-7) look to get back on the winning track tonight as they return home to host the intrastate rival New York Riptide (2-8) in an afternoon matinee at Segar & Sciortino Field at The Blue Cross Arena. The Eastern Conference matchup gets underway at 5:00 p.m. and will be carried live on 107.3 FM The Bull as well as ESPN+.

SEASON SERIES SNAPSHOT

Rochester is 2-0 all-time against the Riptide after coming away with a 13-12 season-opening overtime win in the previous get-together between the two teams back on Dec. 4 at Nassau Veterans Memorial Coliseum. **Thomas Hoggarth** completed the hat trick 1:30 into overtime to lift Rochester to its second straight win over New York dating back to the team's inaugural campaign. Reigning Offensive Player of the Year **Holden Cattoni** picked up right where he left off from the 2019-20 season, leading the Knighthawks with four goals and six points while forward **Shawn Evans** scored once and added four assists for five points on the night. Rookie forwards **Ryan Smith** and **Charlie Bertrand** each made their National Lacrosse League debuts, with Bertrand netting a pair of goals. **Turner Evans**, **Ryland Rees** and **Cory Highfield** (1+1) completed the scoring for Rochester and goaltender **Evan Kirk** made his Knighthawks debut, finishing with 24 saves on 36 shots faced to pick up the victory. Both wins against the Riptide have been by 13-12 scores. Each team just has one win at home this season and are averaging more than 11 goals per game through their first 10 games of the season. Both Rochester (3-1) and New York (2-0) have winning records when leading after the third quarter. Conversely, both teams are winless when trailing after three quarters.

LAST TIME OUT

A season-high nine-point performance from rookie forward **Ryan Smith** was not enough for the Knighthawks, who carried a 16-15 lead into the final minutes of regulation before coming out on the short end of a 17-16 overtime loss to the Georgia Swarm in the final meeting of the season between the two teams last Friday at Gas South Arena. The overtime contest was Rochester's second of the campaign after opening the 2021-22 season with a 13-12 win over the Riptide back on Dec. 4. The Knighthawks' 16 goals tied a season-high and the 33 combined goals established a new franchise record, surpassing the previous mark of 31 set back on Jan. 31, 2020 versus Buffalo (16-15 OTL). Smith powered the Rochester offense with a game-high nine-point effort, combining for four goals and five assists. Cattoni (4+2) also had himself a four-goal contest, while Highfield (2+1) also notched a multi-goal effort with two tallies, including opening the scoring just 15 seconds into the contest. **Curtis Knight** (1+1), Shawn Evans (1+4), Bertrand (1+2), **John Wagner** (1+1), Hoggarth (1+2) and **Matt Gilray** (1+1) all tallied a marker. Goaltender **Rylan Hartley** (2-6) made his eighth straight start and ninth appearance of the season. The netminder stopped 40 shots but was dealt the loss.

KNIGHTHAWKS MAKE MIDSEASON MOVES

The Knighthawks made a series of roster moves earlier this week ahead of tonight's game, with perhaps the biggest one being the departure of two-time NLL MVP **Shawn Evans** following a trade with the Halifax Thunderbirds in exchange for a second-round selection in the 2023 NLL Entry Draft as well as a future first-round NLL Entry Draft compensatory pick. Evans, who was originally acquired by the Knighthawks first overall in the 2019 NLL Expansion Draft, led the team with 38 assists and 47 points in 10 games this season. The 16-year pro appeared in all 19 games for Rochester dating back to the 2019-20 season, totaling 90 points on 23 goals and 67 assists over that span. The Knighthawks also made two free agent signings, including the addition of Rochester native and defenseman **Jared Conners**, who the team selected in the third round (45th overall) of the 2020 NLL Entry Draft. Conners is one of the most decorated players to come out of the University of Virginia. A three-time Inside Lacrosse All-American selection, Conners completed his collegiate career with 35 points (20+15) – the most all-time among Virginia's long-pole scorers – and 278 ground balls while appearing in all 77 games over his five seasons with the Cavaliers. Conners, who was one of several players to utilize the NCAA's extra year of eligibility due to the COVID-19 pandemic, led Virginia to back-to-back NCAA National Championships in 2021 and 2019, the first of which was the program's second title of the decade and first since 2011. He was named the Lt. Donald MacLaughlin Jr. Outstanding Midfielder of the Year for the 2020-21 season after producing 10 points (4+6) in 18 games while also leading all non-faceoff players in the nation with 77 ground balls. It was during his time in high school that Conners established himself as one of Rochester's most dynamic lacrosse players. A four-year letter-winner at Pittsford, Conners was named an Under Armour All-American and was twice named a US Lacrosse All-American. He also earned First-Team All-County and All-Greater Rochester honors in addition to being a two-time Section V Defensive Player of the Year selection.



GAME NOTES



KNIGHTHAWKS SCORING LEADERS

PLAYER	G	A	PTS
Shawn Evans*	9	38	47
Holden Cattoni	22	20	42
Curtis Knight	13	24	37
Ryan Smith	17	19	36
Turner Evans	9	21	30

*No longer on active roster

RIPTIDE SCORING LEADERS

PLAYER	G	A	PTS
Callum Crawford	23	38	61
Jeff Teat	18	37	55
Kieran McArdle	10	27	37
Connor Kearnan	23	13	36
Tyson Gibson	8	19	27

2021-22 NLL STANDINGS

EASTERN CONFERENCE

TEAM	REC	GF	GA
Buffalo	9-1	130	97
Halifax	8-1	105	87
Toronto	7-4	124	112
Philadelphia	5-6	116	119
Georgia	5-6	130	134
Albany	5-7	123	135
Rochester	3-7	110	128
New York	2-8	120	135

WESTERN CONFERENCE

TEAM	REC	GF	GA
San Diego	7-2	108	78
Colorado	6-3	97	89
Vancouver	5-5	113	105
Calgary	3-6	88	109
Saskatchewan	3-7	106	112
Panther City	3-8	113	143

NEW YORK CONNECTIONS

- Knighthawks transition man John Wagner was acquired by Rochester during the 2020 NLL Entry Draft from the Riptide in exchange for defensemen Jay Thorimbert and Darryl Robertson.
- Knighthawks defenseman Mike Manley, currently on the PUP list, appeared in six games for New York during its inaugural season. He was later acquired by Rochester on July 14, 2020 in exchange for three draft picks.
- Thorimbert became the NLL's all-time leader in face-off wins in 2019-20 with Rochester.

SMITH NAMED NLL ROOKIE OF THE WEEK FOR WEEK 14

Smith garnered NLL Rookie of the Week honors for the second time this season following his season-high nine-point performance in Rochester's Week 14 17-16 overtime loss at Georgia last Friday. Smith was one of two Knighthawks to finish with four goals, marking his first four-goal game of the season, and added five assists. He factored in on three of Rochester's first four goals on his way to scoring twice in each half. Smith has he recorded multi-goal efforts in six of his last seven games and has four hat tricks over that span, including each of his last three.

ROOKIE SHOWDOWN IN ROCHESTER

Despite both team's offensive struggles this season, tonight's matchup features two of the league's top three rookies in New York's Jeff Teat and Rochester's Smith. Taken just two picks apart from one another in the 2020 NLL Entry Draft, both Teat (first overall) and Smith (third overall) have taken their first season in the NLL by storm with Teat leading all rookies in assists (37) and points (55) and ranking second in goals (18). Smith, meanwhile, ranks third among all first-year players in goals (17), fourth in assists (19) and third in points (36). Teat and Smith are also first and second among rookies in power-play scoring with 13 and 12 points on the man-advantage, respectively, while they're also the top two in shots with 85 and 67. Both players took similar paths to the NLL and are products of the two of the biggest powerhouse programs in NCAA Division I history with Teat having played his collegiate lacrosse at Cornell University and Smith at Robert Morris. Teat, who's arguably the top prospect in the game of lacrosse today, is the most decorated player to come out of Cornell University. A three-time USILA All-American and a four-time Inside Lacrosse Media All-American, Teat became the first player in Big Red history to be selected No. 1 overall in an NLL Draft, and the third lacrosse player ever to be selected first overall in both indoor and outdoor professional lacrosse leagues. Teat, the son of former Knighthawk Dan Teat, received All-Ivy accolades on three occasions, including unanimous All-Ivy selections in 2018 and 2019. Teat finished his college career third in the Cornell record books with 268 points and 152 assists while also cracking the top-10 in ninth place with 116 career goals. He is one of just two players in Big Red history to post three consecutive 30-goal, 30-assist seasons and is one of just four to record 70 points in three straight campaigns. As a fifth-year graduate student in 2021, Smith set career-highs with 48 goals and 71 points, while also establishing single-season records for points (71), points-per-game (5.46) and goals-per-game (3.69). More impressively, Smith recorded hat tricks in 11 of his 13 appearances this past season and registered multiple-assist outings on seven different occasions. He finished the season ranked second nationally in goals-per-game and fourth in points-per-game en route to earning All-America Honorable Mention accolades from USILA, Inside Lacrosse, US Lacrosse Magazine and College Crosse. Over his illustrious five seasons with the Colonials, Smith, who was on the Tewaaraton Award Watch List for much of the season, scored 142 goals and totaled 217 points in 69 career games, all of which are most in program history. He ranks second all-time in career points-per-game (3.14) and games started (59) and third in goals-per-game (2.06) and assists (75). He is also a three-time All-Northeast Conference selection and remains the only player in RMU history to win NEC Rookie of the Year honors.

SCOUTING THE RIPTIDE

The Riptide, making their only trip to Rochester this season, come into the matchup after splitting a home-and-home series with the Toronto Rock. After hanging on for a 14-13 win on Feb. 26 during which the teams went nearly goal for goal, the Riptide were unable to complete the two-game sweep in the following week's rematch with the Rock at FirstOntario Centre. Teat combined for 12 points over the two-game set while leading point-getter Callum Crawford notched 11 points (5+6) to surpass the 60-point mark for the sixth straight season. Crawford, who's in his first season with New York after leading the NLL in scoring during the 2019-20 season as a member of the New England Black Wolves, is currently fifth in the league in points (61) and fourth in assists (38) through 10 games this season. The four-time NLL All-Pro selection and 2019-20 MVP finalist also leads the NLL in power-play scoring with 21 points on the man-advantage, including a league-best 15 power-play assists. He's also tied for fourth in the league with a team-high 109 shots. New York has the second-best power-play in the league this season after going 24-for-46 for a 52.2% conversion rate. The Riptide have also gone 13-for-22 on the road this season on the power-play, good for a 59.1% success rate through their first five road matchups. New York is operating with the third-most productive offense in the NLL, averaging 12 goals per game despite allowing a league-worst 13.50 goals-against per contest.

MILESTONE WATCH

- **Thomas Hoggarth** is six points away from reaching the century mark for his pro career.
- **Curtis Knight** needs 10 points to reach 400 in his pro career.



2021-22 PLAYER ROSTER

@ROCKNIGHTHAWKS

2021-22 ROCHESTER KNIGHTHAWKS ACTIVE ROSTER

No.	Name	Pos.	Ht.	Wt.	DOB	Birthplace	College/Amateur	Previous NLL Team
00	Lucas Nagy	G	6-5	225	11/4/00	Brantford, Ontario	Burlington Chiefs	
92	Joel Watson	G	6-4	308	3/24/98	Whitby, Ontario	Whitby Warriors	
2	Paul Dawson (C)	D	6-5	237	9/16/85	Etobicoke, Ontario	University of Windsor	Rochester Knighthawks
3	Thomas Whitty	T	6-1	185	1/23/99	St. Catharines, Ontario	University of Guelph	Rochester Knighthawks
5	Turner Evans	F	5-9	170	9/11/93	Peterborough, Ontario	Ohio State University	Rochester Knighthawks
8	Mitch Ogilvie	D	5-9	200	6/25/99	Peterborough, Ontario	University of Guelph	
9	Curtis Knight (A)	F	5-10	175	2/20/92	Oshawa, Ontario	University of Guelph	Rochester Knighthawks
17	Ryland Rees (A)	T	6-2	195	6/7/97	Port Coquitlam, BC	Stony Brook University	Rochester Knighthawks
19	Holden Cattoni	F	5-11	216	8/29/94	Calgary, Alberta	Johns Hopkins University	Rochester Knighthawks
20	Matt Bennett	D	6-2	198	1/25/93	Brampton, Ontario	Sheridan College	Rochester Knighthawks
27	Tyler Halls	D	6-0	200	9/25/99	Orangeville, Ontario	Orangeville Northmen	
29	Tyler Biles	D	6-1	209	8/21/98	Etobicoke, Ontario	Wilfrid Laurier University	Rochester Knighthawks
34	Doug Utting	D	5-9	185	12/6/91	Wallaceburg, Ontario	Western Univ./Nipissing U.	Rochester Knighthawks
37	Dan Coates	D	6-0	195	4/6/87	St. Catharines, Ontario	Canisius College	Colorado Mammoth
43	Ryan Smith	F	6-2	220	12/23/97	Burlington, Ontario	Robert Morris University	
45	Chris Willman	T	6-0	215	3/8/96	Oshawa, Ontario	Hobart College	Rochester Knighthawks
61	Charlie Bertrand	F	6-3	220	4/19/98	Baldwinsville, New York	University of Virginia	
71	Jeff Wittig	F	6-2	205	9/4/97	St. Catharines, Ontario	St. Catharines Athletics	Colorado Mammoth
81	Matt Gilray	T	6-3	206	5/11/95	Oshawa, Ontario	Bucknell University	Buffalo Bandits
91	Thomas Hoggarth	F	6-3	205	10/20/95	Lakefield, Ontario	Peterborough/Orangeville	Buffalo Bandits
97	John Wagner	T	6-2	190	5/4/97	York, Ontario	Marquette University	New York Riptide

PRACTICE SQUAD

No.	Name	Pos.	Ht.	Wt.	DOB	Birthplace	College/Amateur	Previous NLL Team
16	Mike Burke	F	6-1	195	3/20/90	Brampton, Ontario	Guelph University	Halifax Thunderbirds
28	Jared Conners	D	6-5	215	4/5/98	Pittsford, NY	University of Virginia	

HOLDOUT LIST

No.	Name	Pos.	Ht.	Wt.	DOB	Birthplace	College/Amateur	Previous NLL Team
35	Evan Kirk	G	5-11	195	7/22/87	Orangeville, Ontario	Hobart College	Saskatchewan Rush

INJURED RESERVE

No.	Name	Pos.	Ht.	Wt.	DOB	Birthplace	College/Amateur	Previous NLL Team
49	Rylan Hartley	G	5-11	165	5/23/98	Mississauga, Ontario	Orangeville Northmen	Rochester Knighthawks
96	Cory Highfield	T	6-2	200	5/16/96	Brampton, Ontario	University of UMass-Lowell	Rochester Knighthawks

PHYSICALLY UNABLE TO PERFORM LIST (PUP)

No.	Name	Pos.	Ht.	Wt.	DOB	Birthplace	College/Amateur	Previous NLL Team
41	Mike Manley	D	6-2	235	7/21/88	Penn Yan, New York	Duke University	New York

KNIGHTHAWKS STAFF DIRECTORY

GM/VP of Lacrosse Operations:	Dan Carey	Scout:	Merrick Thomson
Lacrosse Operations Manager:	Craig Rybczynski	Operations Assistant:	Tom Cincebox
Director of Scouting:	Jody Gage	Athletic Trainer:	Stephen Lobsinger
Head Coach:	Mike Hasen	Equipment Manager:	Brenden Dobbins
Assistant Coach:	Pat O'Toole	Assistant Equipment Manager:	Thomas Cincebox
Assistant Coach:	Mat Giles	Strength Coaches:	Nate VanKouwenberg, Joe Aratari
Scout and Video Coach:	Kyle Kallay	Media Relations:	Warren Kosel, Ryan Harr





2021-22 PRONUNCIATION GUIDE

@ROCKNIGHTHAWKS

2021-22 ROCHESTER KNIGHTHAWKS

No.	Name	Pronunciation	No.	Name	Pronunciation
00	Lucas Nagy	(NAY-ghee)	35	Evan Kirk	(KUHRK)
2	Paul Dawson	(DAWE-suhn)	37	Dan Coates	(KOATS)
3	Thomas Whitty	(WHIT-ee)	41	Mike Manley	(MAN-lee)
5	Turner Evans	(EH-vihns)	43	Ryan Smith	(SMITH)
8	Mitch Ogilvie	(OH-guhl-vee)	45	Chris Willman	(WIHL-muhn)
9	Curtis Knight	(NIGHT)	49	Rylan Hartley	(HART-lee)
16	Mike Burke	(BUHRK)	61	Charlie Bertrand	(BUHR-truhnd)
17	Ryland Rees	(REECE)	71	Jeff Wittig	(WHI-tihg)
19	Holden Cattoni	(kuh-TOH-nee)	81	Matt Gilray	(GIHL-ray)
20	Matthew Bennett	(BEH-neht)	91	Thomas Hoggarth	(HOH-gahrth)
27	Tyler Halls	(HALLS)	92	Joel Watson	(WAHT-suhn)
28	Jared Connors	(CAH-nuhrs)	96	Cory Highfield	(HIGH-feeld)
29	Tyler Biles	(BYLES)	97	John Wagner	(WAG-nuhr)
34	Doug Utting	(UH-ding)			



2021-22 PLAYER TRANSACTIONS

@ROCKNIGHTHAWKS

2021-22 Rochester Knighthawks Regular Season

**All roster transactions are additions/deletions to and from active roster*

DATE	PLAYER	ADD/DELETE	TRANSACTION
3/11/2022	Lucas Nagy (G)	Add	Reassigned to Active Roster from Practice Squad
3/11/2022	Tyler Halls (D)	Add	Reassigned to Active Roster from Practice Squad
3/11/2022	Cory Highfield (T)	Delete	Reassigned to Injured Reserve from Active Roster
3/11/2022	Rylan Hartley (G)	Delete	Reassigned to Injured Reserve from Active Roster
3/10/2022	Jared Conners (D)	Delete	Reassigned to Practice Squad from Active Roster
3/10/2022	Lucas Nagy (G)	Delete	Reassigned to Practice Squad from Active Roster
3/9/2022	Jared Conners (D)	Add	Signed to Standard Player Contract
3/9/2022	Lucas Nagy (G)	Add	Signed to Standard Player Contract
3/9/2022	Jeff Wittig (F)	Add	Reassigned to Active Roster from Practice Squad
3/9/2022	Shawn Evans (F)	Delete	Traded to Halifax
2/22/2022	Tyler Halls (D)	Delete	Reassigned to Practice Squad from Active Roster
2/22/2022	Mitch Ogilvie (D)	Add	Reassigned to Active Roster from COVID/Injured Reserve
2/12/2022	Jeff Wittig (F)	Delete	Reassigned to Practice Squad from Active Roster
2/12/2022	Mike Burke (F)	Delete	Reassigned to Practice Squad from Active Roster
2/12/2022	Thomas Whitty (T)	Add	Reassigned to Active Roster from COVID/Injured Reserve
2/12/2022	Ryan Smith (F)	Add	Reassigned to Active Roster from COVID/Injured Reserve
2/10/2022	Jeff Geddis (D)	Delete	Released from Standard Player Contract
2/10/2022	Carson Rees (F)	Delete	Released from Standard Player Contract
2/10/2022	Mitchell Gustavsen (D)	Delete	Released from Standard Player Contract
2/10/2022	John Wagner (T)	Add	Reassigned to Active Roster from COVID/Injured Reserve
2/10/2022	Thomas Hoggarth (F)	Add	Reassigned to Active Roster from COVID/Injured Reserve
2/5/2022	Holden Cattoni (F)	Add	Reassigned to Active Roster from Injured Reserve
2/5/2022	Jeff Geddis (D)	Delete	Reassigned to Practice Squad from Active Roster
2/4/2022	Jeff Geddis (D)	Add	Signed to Standard Player Contract
2/4/2022	Carson Rees (F)	Add	Signed to Standard Player Contract
2/4/2022	Mitchell Gustavsen (D)	Add	Signed to Standard Player Contract
2/4/2022	John Wagner (T)	Delete	Reassigned to COVID/Injured Reserve from Active Roster
2/4/2022	Thomas Whitty (T)	Delete	Reassigned to COVID/Injured Reserve from Active Roster
2/4/2022	Ryan Smith (F)	Delete	Reassigned to COVID/Injured Reserve from Active Roster

2/4/2022	Thomas Hoggarth (F)	Delete	Reassigned to COVID/Injured Reserve from Active Roster
2/4/2022	Mike Burke (F)	Add	Reassigned to Active Roster from Practice Squad
2/4/2022	Mitch Ogilvie (D)	Delete	Reassigned to COVID/Injured Reserve from Active Roster
2/4/2022	Matt Bennett (D)	Add	Reassigned to Active Roster from Injured Reserve
1/29/2022	Holden Cattoni (F)	Delete	Reassigned to Injured Reserve from Active Roster
1/29/2022	Mitch Ogilvie (D)	Add	Reassigned to Active Roster from Practice Squad
1/22/2022	Matthew Bennett (D)	Delete	Reassigned to Injured Reserve from Active Roster
1/22/2022	Tyler Halls (D)	Add	Reassigned to Active Roster from Practice Squad
1/20/2022	Tyler Halls (D)	Delete	Reassigned to Practice Squad from Active Roster
1/20/2022	Cory Highfield (T)	Add	Reassigned to Active Roster from Injured Reserve
1/20/2022	Mitch Ogilvie (D)	Delete	Reassigned to Practice Squad from Active Roster
1/20/2022	John Wagner (T)	Add	Reassigned to Active Roster from Injured Reserve
1/3/2022	Mike Burke (F)	Add	Signed to Practice Player Contract
12/16/2021	Joel Watson (G)	Add	Reassigned to Active Roster from Practice Squad
12/16/2021	Evan Kirk (G)	Delete	Reassigned to Holdout List from Active Roster
12/10/2021	Tyler Halls (D)	Add	Reassigned to Active Roster from Practice Squad
12/10/2021	Cory Highfield (T)	Delete	Reassigned to Injured Reserve from Active Roster
12/10/2021	Mitch Ogilvie (D)	Add	Reassigned to Active Roster from Practice Squad
12/10/2021	John Wagner (T)	Delete	Reassigned to Injured Reserve from Active Roster
11/29/2021	Mike Manley (D)	Delete	Reassigned to Physically Unable to Perform List
11/29/2021	Joel Watson (G)	Delete	Reassigned to Practice Squad from Active Roster
11/29/2021	Tyler Halls (D)	Delete	Reassigned to Practice Squad from Active Roster
11/29/2021	Mitch Ogilvie (D)	Delete	Reassigned to Practice Squad from Active Roster



2021-22 ROCHESTER KNIGHTHAWKS GAME NOTES



2021-22 Rochester Knighthawks Regular Season Scoring and Goaltending Statistics

SCORING LEADERS

PLAYER	P	GP	G	A	PTS	PIM	PPG	PPA	SHG	SHA	GWG	LB	TO	CTO	S	SPCT	SOG	FO
EVANS, SHAWN	F	10	9	38	47	12	4	8	0	0	0	42	27	3	89	10.1	74	0-0
CATTONI, HOLDEN	F	9	22	20	42	8	3	6	0	0	0	33	7	1	89	24.7	49	0-0
KNIGHT, CURTIS	F	10	13	24	37	0	1	3	0	1	0	37	5	0	58	22.4	42	0-0
SMITH, RYAN	F	9	17	19	36	0	4	7	0	0	2	25	14	0	67	25.4	53	0-0
EVANS, TURNER	F	10	9	21	30	0	4	5	0	1	0	37	14	0	49	18.4	36	0-0
BERTRAND, CHARLIE	F	10	9	15	24	2	0	2	2	0	0	42	25	1	56	16.1	44	0-0
HOGGARTH, THOMAS	F	9	12	8	20	2	2	1	0	1	1	43	16	2	39	30.8	35	0-0
GILRAY, MATT	T	10	6	1	7	16	0	0	0	0	0	57	4	6	17	35.3	15	0-0
REES, RYLAND	T	10	6	1	7	8	0	0	0	0	0	67	5	8	16	37.5	16	0-0
COATES, DAN	D	10	0	7	7	4	0	0	0	0	0	35	7	6	1	0.0	1	5-14
HIGHFIELD, CORY	T	8	3	3	6	0	0	0	0	0	0	25	6	2	8	37.5	6	0-0
WAGNER, JOHN	F	6	1	5	6	2	0	0	0	0	0	32	4	6	4	25.0	3	0-0
BURKE, MIKE	F	1	1	1	2	2	0	0	0	0	0	2	2	0	3	33.3	3	0-0
WITTIG, JEFF	F	3	1	1	2	0	0	0	0	0	0	4	1	1	6	16.7	6	0-0
BENNETT, MATTHEW	D	8	0	2	2	5	0	0	0	0	0	25	1	5	1	0.0	1	0-0
HARTLEY, RYLAN	G	9	0	2	2	17	0	0	0	0	0	13	6	0	1	0.0	1	0-0
DAWSON, PAUL	D	10	0	2	2	38	0	0	0	1	0	37	5	9	3	0.0	3	0-0
WILLMAN, CHRIS	D	10	0	2	2	10	0	0	0	0	0	33	8	6	2	0.0	1	96-244
UTTING, DOUG	D	5	1	0	1	4	0	0	0	0	0	9	2	3	2	50.0	2	0-0
BILES, TYLER	D	10	0	1	1	26	0	0	0	0	0	19	1	2	2	0.0	1	0-0
OGILVIE, MITCH	D	1	0	0	0	2	0	0	0	0	0	4	0	1	0	0.0	0	0-0
HALLS, TYLER	D	2	0	0	0	4	0	0	0	0	0	4	1	1	0	0.0	0	6-12
KIRK, EVAN	G	2	0	0	0	0	0	0	0	0	0	2	0	0	0	0.0	0	0-0
WATSON, JOEL	G	2	0	0	0	0	0	0	0	0	0	2	0	0	0	0.0	0	0-0



2021-22 ROCHESTER KNIGHTHAWKS
GAME NOTES



WHITTY, THOMAS

T 9 0 0 0 8 0 0 0 0 0 46 6 7 1 0.0 1 0-0

2021-22 Rochester Knighthawks Regular Season
 Scoring and Goaltending Statistics

GOALTENDER	GP	MIN	W	L	GA	GAA	SAVES	SV%
Kirk, Evan	2	119	1	1	23	11.56	85	.787
Hartley, Rylan	9	454	2	6	93	12.29	312	.770
Watson, Joel	2	33	0	0	9	16.46	21	.700



2021-22 ROCHESTER KNIGHTHAWKS GAME NOTES









2021-22 National Lacrosse League Standings

EASTERN CONFERENCE

TEAM	W	L	PCT	STRK	GF	GA	HOME	AWAY
 Buffalo Bandits	9	1	90%	W3	130	97	5-0	4-1
 Halifax Thunderbirds	8	1	89%	W5	105	87	6-0	2-1
 Toronto Rock	7	4	64%	W1	124	112	5-1	2-3
 Philadelphia Wings	5	6	46%	L3	116	119	4-4	1-2
 Georgia Swarm	5	6	46%	W1	130	134	3-2	2-4
 Albany FireWolves	5	7	42%	L1	123	135	3-3	2-4
 Rochester Knighthawks	3	7	30%	L2	110	128	1-3	2-4
 New York Riptide	2	8	20%	L1	120	135	1-4	1-4

WESTERN CONFERENCE

TEAM	W	L	PCT	STRK	GF	GA	HOME	AWAY
 San Diego Seals	7	2	78%	W1	108	78	3-2	4-0
 Colorado Mammoth	6	3	67%	L1	97	89	3-1	3-2
 Vancouver Warriors	5	5	50%	L2	113	105	2-2	3-3
 Calgary Roughnecks	3	6	33%	L1	88	109	1-2	2-4
 Saskatchewan Rush	3	7	30%	L1	106	112	2-2	1-5
 Panther City Lacrosse Club	3	8	27%	W2	113	143	2-4	1-4



2021-22 ROCHESTER KNIGHTHAWKS GAME NOTES



2021-22 Rochester Knighthawks Regular Season By The Numbers

KNIGHTHAWKS WHEN:	TIMES	HOME		ROAD		OVERALL	
		W	L	W	L	W	L
SCORING FIRST GOAL OF GAME	2	1	0	0	1	1	1
ALLOWING FIRST GOAL OF GAME	8	0	3	2	3	2	6
OUTSHOOTING THE OPPONENT	3	0	2	1	0	1	2
SHOTS ARE TIED	0	0	0	0	0	0	0
OUTSHOT BY THE OPPONENT	7	1	1	1	4	2	5
LEADING AFTER ONE QUARTER	4	1	0	2	1	3	1
TIED AFTER ONE QUARTER	1	0	0	0	1	0	1
TRAILING AFTER ONE QUARTER	5	0	3	0	2	0	5
LEADING AFTER TWO QUARTERS	5	1	1	2	1	3	2
TIED AFTER TWO QUARTERS	0	0	0	0	0	0	0
TRAILING AFTER TWO QUARTERS	5	0	2	0	3	0	5
LEADING AFTER THREE QUARTERS	4	1	0	2	1	3	1
TIED AFTER THREE QUARTERS	1	0	1	0	0	0	1
TRAILING AFTER THREE QUARTERS	5	0	2	0	3	0	5
IN OVERTIME	2	0	0	1	1	1	1

KNIGHTHAWKS BY THE MONTH:	GP	HOME		ROAD		OVERALL	
		W	L	W	L	W	L
DECEMBER	3	0	1	2	0	2	1
JANUARY	3	0	1	0	2	0	3
FEBRUARY	3	1	1	0	1	1	2
MARCH	1	0	0	0	1	0	1
APRIL							
TOTALS	10	1	3	2	4	3	7

KNIGHTHAWKS BY THE DAY:	GP	HOME		ROAD		OVERALL	
		W	L	W	L	W	L
FRIDAY	2	0	1	0	1	0	2
SATURDAY	8	1	2	2	3	3	5
TOTALS	10	1	3	2	4	3	7



2021-22 ROCHESTER KNIGHTHAWKS GAME NOTES



2021-22 Rochester Knighthawks Regular Season Vs. the NLL

Knighthawks vs. the Eastern Conference

TEAM	GP	GR	OVERALL				HOME				ROAD				OT	
			W	L	GF	GA	W	L	GF	GA	W	L	GF	GA	W	L
ALBANY	2	0	2	0	31	20	1	0	15	13	1	0	16	7		
BUFFALO	3	0	0	3	24	37	0	2	16	26	0	1	8	11		
GEORGIA	2	0	0	2	24	29	0	1	8	12	0	1	16	17	0	1
HALIFAX	0	2														
NEW YORK	1	2	1	0	13	12	0	0	0	0	1	0	13	12	1	0
PHILADELPHIA	1	1	0	1	10	18	0	0	0	0	0	1	10	18		
TORONTO	1	1	0	1	8	12	0	0	0	0	0	1	8	12		
TOTALS	10	6	3	7	110	128	1	3	39	51	2	4	71	77	1	1

Knighthawks vs. the Western Conference

TEAM	GP	GR	OVERALL				HOME				ROAD				OT	
			W	L	GF	GA	W	L	GF	GA	W	L	GF	GA	W	L
CALGARY	0	1														
COLORADO	0	0	0	0			0	0			0	0			0	0
PANTHER CITY	0	0	0	0			0	0			0	0			0	0
SAN DIEGO	0	0	0	0			0	0			0	0			0	0
SASKATCHEWAN	0	1														
VANCOUVER	0	0	0	0			0	0			0	0			0	0
TOTALS	0	2	0	0	0	0	0	0	0	0	0	0	0	0	0	0

SEASON TOTALS	10	8	3	7	110	128	1	3	39	51	2	4	71	77	1	1
----------------------	-----------	----------	----------	----------	------------	------------	----------	----------	-----------	-----------	----------	----------	-----------	-----------	----------	----------



2021-22 ROCHESTER KNIGHTHAWKS GAME NOTES



2021-22 Rochester Knighthawks Regular Season Game-By-Game Results

GAME	DATE	OPPONENT	SCORE	RESULT	RECORD	GOALIE	GAME-WINNING GOAL	PP	PK	SHOTS	ATTENDANCE	
											HOME	ROAD
1	12/4	at New York	13-12*	W	1-0	Kirk	Hoggarth	1-3	1-3	50-55		4,494
2	12/11	BUFFALO	8-12	L	1-1	Kirk	Fields (BUF)	1-5	1-1	56-54	4,311	
3	12/18	at Albany	16-7	W	2-1	Hartley/Watson	Smith	2-7	3-4	52-49		4,885
PPD	1/8	CALGARY	POSTPONED									
4	1/21	GEORGIA	8-12	L	2-2	Hartley	Longboat (GA)	1-4	3-5	49-57	3,147	
5	1/22	at Philadelphia	10-18	L	2-3	Hartley/Watson	Matisz (PHI)	0-8	2-6	54-64		6,617
6	1/29	at Toronto	8-12	L	2-4	Hartley	D. Dawson (TOR)	3-5	5-7	53-54		0
7	2/5	at Buffalo	8-11	L	2-5	Hartley	Byrne (BUF)	2-6	2-2	46-59		9,371
8	2/12	ALBANY	15-13	W	3-5	Hartley	Smith	1-2	0-3	47-48		3,737
9	2/25	BUFFALO	8-14	L	3-6	Hartley	Nanticoke (BUF)	3-4	3-6	60-49	4,830	
10	3/4	at Georgia	16-17*	L	3-7	Hartley	Jackson (GA)	2-4	3-4	47-57		7,122
11	3/12	NEW YORK										
12	3/19	at Saskatchewan										
13	3/26	PHILADELPHIA										
14	4/1	at Halifax										
15	4/9	TORONTO										
16	4/16	at New York										
17	4/22	CALGARY										
18	4/30	HALIFAX										

* = overtime

Regular Season

2021-22 total home attendance = 16,025

2021-22 average home attendance = 4,006

2021-22 total attendance = 48,514



2021-22 ROCHESTER KNIGHTHAWKS GAME NOTES



2021-22 Rochester Knighthawks Regular Season Highs/Lows & Streaks

TEAM SCORING

Most Goals Scored – Game	16 (12/18 at ALB, 3/4 at GA)
Most Goals Scored – Quarter	6 (1 st and 4 th – 2/12 vs. ALB)
Most Goals Allowed – Game	18 (1/22 at PHI)
Most Goals Allowed – Quarter	8 (1/22 at PHI)
Fewest Goals Scored – Game	8 (12/11 vs. BUF, 1/21 vs. GA, 1/29 at TOR, 2/05 at BUF, 2/26 vs. BUF)
Fewest Goals Scored – Quarter	0 (1 st – 12/11 vs. BUF, 3 rd – 2/05 at BUF, 3 rd – 2/26 vs. BUF)
Fewest Goals Allowed – Game	7 (12/18 at ALB)
Fewest Goals Allowed – Quarter	0 (2 nd – 12/11 vs. BUF, 3 rd – 2/12 vs. ALB)
Largest Margin of Victory	9 (12/18 at ALB, 16-7)
Largest Margin of Defeat	10 (1/22 at PHI, 10-18)
Most Power-Play Goals Scored – Game	3 (1/29 at TOR, 2/26 vs. BUF)
Most Power-Play Opportunities – Game	8 (1/22 at PHI)
Most Power-Play Goals Allowed – Game	4 (1/22 at PHI)
Most Power-Play Opportunities Against – Game	7 (1/29 at TOR)

SHOOTING

Most Shots Taken – Game	60 (2/26 vs. BUF)
Fewest Shots Taken – Game	46 (2/05 at BUF)
Most Shots Allowed – Game	64 (1/22 at PHI)
Fewest Shots Allowed – Game	48 (2/12 vs. ALB)

PENALTY MINUTES

Most Penalty Minutes – Game	40 (12/18 at ALB)
Fewest Penalty Minutes – Game	4 (12/11 vs. BUF)
Most Opponent Penalty Minutes – Game	72 (12/18 at ALB)
Fewest Opponent Penalty Minutes – Game	6 (12/4 at NY)

TEAM STREAKS

Longest Winning Streak	1
Longest Home Winning Streak	1
Longest Road Winning Streak	2 (12/4-12/18)
Longest Losing Streak	4 (1/21-2/05)
Longest Home Losing Streak	2 (12/11-1/21)
Longest Road Losing Streak	4 – Current

INDIVIDUAL HIGHS FOR A GAME

Most Goals	4 (Cattoni – 12/18 at ALB, 2/12 vs. ALB, Smith – 3/4 at GA)
Most Assists	9 (S. Evans – 2/12 vs. ALB)
Most Points	10 (S. Evans – 2/12 vs. ALB)
Most Penalty Minutes	16 (Dawson – 2/05 at BUF)
Most Shots on Goal	16 (S. Evans – 1/29 at TOR)
Most Loose Balls	13 (Rees – 2/05 at BUF)
Most Saves	48 (Hartley – 2/05 at BUF)
Most Face-Off Wins	15 (Willman – 3/4 at GA)
Most Goals by Opponent	6 (Schreiber – 1/29 at TOR)
Most Assists by Opponent	7 (Crowley – 1/22 at PHI, Hellyer – 1/29 at TOR, Byrne – 2/26 vs. BUF)
Most Points by Opponent	10 (Resetarits – 2/12 vs. ALB)
Most Penalty Minutes by Opponent	24 (Byrne – 12/18 at ALB)
Most Shots on Goal by Opponent	16 (Schreiber – 1/29 at TOR)
Most Loose Balls by Opponent	16 (Baptiste – 1/22 at PHI)
Most Saves by Opponent	52 (Vinc – 2/26 vs. BUF)
Most Face-Off Wins by Opponent	24 (Nardella – 2/12 vs. ALB)



2021-22 ROCHESTER KNIGHTHAWKS GAME NOTES



2021-22 Rochester Knighthawks Player Game Summaries

#	Player	12/4 at NY	12/11 vs. BUF	12/18 at ALB	1/8 vs. CGY	1/21 vs. GA	1/22 at PHI	1/29 at TOR	2/5 at BUF	2/12 vs. ALB
2	Paul Dawson	0-0	0-0	0-1	P	0-0	0-0	0-0	0-1	0-0
3	Thomas Whitty	0-0	0-0	0-0	O	0-0	0-0	0-0	COVID	0-0
5	Turner Evans	1-3	0-1	1-4	S	0-2	2-0	2-3	0-3	2-3
8	Mitch Ogilvie	PS	DND	0-0	T	PS	PS	DND	COVID	COVID
9	Curtis Knight	0-3	3-3	1-4	P	2-0	1-1	2-3	3-3	0-5
15	Shawn Evans	2-5	0-2	1-4	O	0-2	0-6	2-0	2-4	1-9
16	Mike Burke	FA	FA	FA	N	PS	PS	PS	1-1	PS
17	Ryland Rees	1-0	0-0	1-0	E	1-1	1-0	0-0	1-0	1-0
19	Holden Cattoni	3-4	3-1	4-5	D	0-3	2-1	IR	1-1	4-1
20	Matt Bennett	0-0	0-0	0-1		0-0	IR	IR	0-0	0-0
27	Tyler Halls	PS	DND	DND		PS	DND	0-0	0-0	DND
29	Tyler Biles	0-0	0-0	0-0		0-0	0-0	0-0	0-0	0-0
34	Doug Utting	DND	0-0	1-0		0-0	0-0	DND	0-0	DND
37	Dan Coates	0-0	0-0	0-0	P	0-2	0-1	0-0	0-0	0-1
41	Mike Manley	PUP	PUP	PUP	O	PUP	PUP	PUP	PUP	PUP
43	Ryan Smith	0-0	0-4	3-2	S	2-0	0-3	2-3	COVID	3-1
45	Chris Willman	0-1	0-0	0-0	T	0-0	0-0	0-0	0-0	0-0
61	Charlie Bertrand	2-0	1-2	3-1	S	1-1	0-1	0-2	0-1	0-3
71	Jeff Wittig	DND	1-1	DND	P	DND	DND	0-0	0-0	PS
81	Matt Gilray	0-0	0-0	0-0	O	2-0	1-0	0-0	0-0	1-0
91	Thomas Hoggarth	3-0	0-0	1-3	N	0-1	3-2	0-0	COVID	3-0
96	Cory Highfield	1-1	COVID	COVID	E	0-0	0-0	0-0	0-0	0-1
97	John Wagner	0-1	IR	IR	D	DND	0-1	0-0	COVID	0-0
35	Evan Kirk	43-55	42-53	HL		HL	HL	HL	HL	HL
49	Rylan Hartley	DNP	DNP	32-36(S)		45-57	35-47(S)	42-53	48-59	35-48
92	Joel Watson	PS	PS	7-10(R)		DNP	11-17(R)	DNP	DNP	DNP
	FINAL SCORE	13-12*	8-12	16-7		8-12	10-18	8-12	8-11	15-13
	PP	1-3	1-5	2-7		1-4	0-8	3-5	2-6	1-2
	PK	1-3	1-1	3-4		3-5	2-6	5-7	2-2	0-3
	ROC PIM	6	4	40		12	23	14	22	11
	OPP PIM	6	10	72		11	37	10	20	9
	GWG	91	--	43		--	--	--	--	43
	ROC 1ST GOAL	19	9	61		61	17	15	17	15
	RECORD	1-0	1-1	2-1		2-2	2-3	2-4	2-5	3-5

DND – Did Not Dress

INA – Inactive

PUP – Physically Unable to Perform

DNP – Did Not Play

IR – Injured Reserve

SUSP – Suspended

FA – Free Agent

PS – Practice Squad

REL – Released

HL – Holdout List

COVID – COVID-19 List

S/R – Start/Relief

*Overtime



2021-22 ROCHESTER KNIGHTHAWKS GAME NOTES



2021-22 Rochester Knighthawks Player Game Summaries

#	Player	2/26 vs. BUF	3/4 at GA	3/12 vs. NY	3/19 at SASK	3/26 vs. PHI	4/1 at HFX	4/9 vs. TOR	4/16 at NY	4/22 vs. CGY	4/30 vs. HFX
00	Lucas Nagy	FA	FA								
2	Paul Dawson	0-0	0-0								
3	Thomas Whitty	0-0	0-0								
5	Turner Evans	1-2	0-0								
8	Mitch Ogilvie	DND	DND								
9	Curtis Knight	0-1	1-1								
15	Shawn Evans	0-2	1-4	HFX	HFX	HFX	HFX	HFX	HFX	HFX	HFX
16	Mike Burke	PS	PS	PS							
17	Ryland Rees	0-0	0-0								
19	Holden Cattoni	1-2	4-2								
20	Matt Bennett	0-0	0-1								
27	Tyler Halls	PS	PS								
28	Jared Conners	FA	FA	PS							
29	Tyler Biles	0-0	0-1								
34	Doug Utting	DND	DND								
37	Dan Coates	0-1	0-2								
41	Mike Manley	PUP	PUP	PUP	PUP	PUP	PUP	PUP	PUP	PUP	PUP
43	Ryan Smith	3-1	4-5								
45	Chris Willman	0-1	0-0								
61	Charlie Bertrand	1-1	1-2								
71	Jeff Wittig	PS	PS								
81	Matt Gilray	1-0	1-1								
91	Thomas Hoggarth	1-0	1-2								
96	Cory Highfield	0-0	2-1	IR							
97	John Wagner	0-2	1-1								
35	Evan Kirk	HL	HL	HL	HL	HL	HL	HL	HL	HL	HL
49	Rylan Hartley	35-49	40-57	IR							
92	Joel Watson	DNP	DNP								
	FINAL SCORE	8-14	16-17*								
	PP	3-4	2-4								
	PK	3-6	3-4								
	ROC PIM	24	12								
	OPP PIM	12	12								
	GWG	--	--								
	ROC 1ST GOAL	43	96								
	RECORD	3-6	3-7								

DND – Did Not Dress

INA – Inactive

PUP – Physically Unable to Perform

HFX – Halifax

DNP – Did Not Play

IR – Injured Reserve

SUSP – Suspended

FA – Free Agent

PS – Practice Squad

REL – Released

HL – Holdout List

COVID – COVID-19 List

S/R – Start/Relief

*Overtime



RECORD BOOK



Knighthawks Single-Season Team Records

(stats through 2019-20 season)

MOST WINS:	2019-20	2
MOST LOSSES:	2019-20	10
MOST HOME WINS:	2019-20	2
MOST HOME LOSSES:	2019-20	3
MOST ROAD WINS		
MOST ROAD LOSSES:	2019-20	7
FEWEST WINS:		
FEWEST LOSSES:		
FEWEST HOME WINS:		
FEWEST HOME LOSSES:		
FEWEST ROAD WINS:	2019-20	0
FEWEST ROAD LOSSES:		
MOST SCORING POINTS:	2019-20	311
MOST GOALS SCORED:	2019-20	115
MOST ASSISTS:	2019-20	196
MOST POWER-PLAY GOALS:	2019-20	22
MOST SHORTHANDED GOALS:	2019-20	3
MOST HOME GOALS:	2019-20	51
MOST ROAD GOALS:	2019-20	64
FEWEST GOALS SCORED:		
FEWEST ASSISTS:		
FEWEST POWER-PLAY GOALS:		
FEWEST SHORTHANDED GOALS:		
FEWEST HOME GOALS:		
FEWEST ROAD GOALS:		
MOST GOALS SCORED AGAINST:	2019-20	165
MOST HOME GOALS SCORED AGAINST:	2019-20	63
MOST ROAD GOALS SCORED AGAINST:	2019-20	102
FEWEST GOALS SCORED AGAINST:		
FEWEST HOME GOALS SCORED AGAINST:		
FEWEST ROAD GOALS SCORED AGAINST:		
MOST PENALTY MINUTES:	2019-20	207
FEWEST PENALTY MINUTES:		
LONGEST WINNING STREAK:	2019-20 1(x2) 1/18 vs. CGY, 2/29 vs. NY	
LONGEST HOME WIN STREAK:	2019-20 1 (x2) 1/18 vs. CGY, 2/29 vs. NY	
LONGEST ROAD WIN STREAK:		
LONGEST LOSING STREAK:	2019-20 4 (x2) 11/30 vs. GA – 1/11 at TOR, 1/19 at PHI – 2/22 at NE	
LONGEST HOME LOSING STREAK	2019-20 2 11/30 vs. GA – 12/28 vs. TOR	
LONGEST ROAD LOSING STREAK	2019-20 7 12/21 at HFX – 3/8 at COL	



RECORD BOOK



Knighthawks Regular-Season Single-Game Team Records

(stats through 2019-20 season)

KNIGHTHAWKS GOALS

Most – 15 (16-15 OTL at BUF on 1/31/20)

Few est – 4 (14-4 L vs. GEO on 11/30/19, 12-4 L at PHI on 1/19/20)

OPPONENTS GOALS

Most – 19 (19-6 L at SD on 3/7/20)

Few est – 10 (10-8 L at COL on 3/8/20)

COMBINED GOALS

Most – 31 (16-15 OTL at BUF on 1/31/20)

Few est – 16 (12-4 L at PHI on 1/19/20)

KNIGHTHAWKS MARGIN OF VICTORY

Most – 1 (13-12 W vs. CGY on 1/18/20, 13-12 W vs. NY on 2/28/20)

Few est – 1 (13-12 W vs. CGY on 1/18/20, 13-12 W vs. NY on 2/28/20)

OPPONENT MARGIN OF VICTORY

Most – 13 (19-6 L at SD on 3/7/20)

Few est – 1 (13-12 L at TOR on 1/11/20, 16-15 OTL at BUF on 1/31/20, 11-10 OTL vs. VAN on 2/9/20)

KNIGHTHAWKS SHOTS ON GOALS

Most – 65 (1/31/20 at BUF)

Few est – 35 (3/7/20 at SD)

OPPONENT SHOTS ON GOAL

Most – 71 (2/22/20 at NE, 3/7/20 at SD)

Few est – 44 (12/21/19 at HFX, 3/8/20 at COL)

KNIGHTHAWKS GOALS IN ONE QUARTER

Most – 8 (1/31/20 at BUF – 3rd)

Few est – 0 (1/19/20 at PHI – 1st & 3rd, 2/09/20 vs. VAN – 3rd, 3/07/20 at SD – 4th, 3/08/20 at COL – 4th)

KNIGHTHAWKS GOALS IN ONE HALF

Most – 12 (1/31/20 at BUF – 2nd)

Few est – 1 (11/30/19 vs. GEO – 1st, 3/7/20 at SD – 2nd, 3/8/20 – 2nd)

GOALS ALLOWED BY KNIGHTHAWKS IN ONE QUARTER

Most – 6 (x8, most recent – 3/8/20 at COL – 3rd)

Few est – 1 (x7, most recent – 3/8/20 at COL – 1st and 4th)

GOALS ALLOWED BY KNIGHTHAWKS IN ONE HALF

Most – 11 (2/22/20 at NE – 2nd, 3/7/20 at SD – 1st)

Few est – 3 (3/8/20 at COL – 1st)

PENALTY MINUTES BY KNIGHTHAWKS

Most – 63 (1/19/20 at PHI)

Few est – 4 (12/28/19 vs. TOR)

PENALTY MINUTES BY OPPONENT

Most – 40 (1/19/20 at PHI)

Few est – 8 (12/21/19 at HFX)

COMBINED PENALTY MINUTES

Most – 103 (1/19/20 at PHI)

Few est – 14 (12/28/19 vs. TOR)



RECORD BOOK



Knighthawks Regular-Season Single-Game Team Records By The Numbers

(stats through 2019-20 season)

KNIGHTHAWKS WHEN:	TIMES	HOME		ROAD		OVERALL	
		W	L	W	L	W	L
SCORING FIRST GOAL OF GAME	5	0	1	0	4	0	5
ALLOWING FIRST GOAL OF GAME	7	2	2	0	3	2	5
OUTSHOOTING THE OPPONENT	2	0	0	0	2	0	2
SHOTS ARE TIED	1	0	0	0	1	0	1
OUTSHOT BY THE OPPONENT	9	2	3	0	4	2	7
LEADING AFTER ONE QUARTER	4	0	1	0	3	0	4
TIED AFTER ONE QUARTER	1	0	0	0	1	0	1
TRAILING AFTER ONE QUARTER	7	2	2	0	3	2	5
LEADING AFTER TWO QUARTERS	5	1	1	0	3	1	4
TIED AFTER TWO QUARTERS	0	0	0	0	0	0	0
TRAILING AFTER TWO QUARTERS	7	1	2	0	4	1	6
LEADING AFTER THREE QUARTERS	3	1	1	0	1	1	2
TIED AFTER THREE QUARTERS	1	1	0	0	0	1	0
TRAILING AFTER THREE QUARTERS	8	0	2	0	6	0	8
IN OVERTIME	2	0	1	0	1	0	2
ONE-GOAL GAMES	5	2	1	0	2	2	3



RECORD BOOK



Rochester Knighthawks Individual Single-Game Records

(stats through 2019-20 season)

Most Goals:	5	Holden Cattoni at Toronto	January 11, 2020
Most Assists:	8	Curtis Knight vs. New York	February 29, 2020
Most Points:	10	Holden Cattoni at Buffalo	January 31, 2020
Most Penalty Minutes:	14	Turner Evans at New England	February 22, 2020
Most Shots on Goal:	14	Curtis Knight at Buffalo	January 31, 2020
Most Loose Balls Recovered:	14	Shawn Evans vs. Vancouver	February 9, 2020
Most Face-off Wins:	17	Chris Willman at Buffalo	January 31, 2020
	17	Jay Thorimbert at Toronto	January 11, 2020
Most Saves:	51	Steve Fryer at Philadelphia	January 19, 2020

Opposing Team Single-Game Individual Records

Most Goals:	6	Dan Lomas, New York	February 29, 2020
Most Assists:	8	Callum Crawford, New England	February 22, 2020
Most Points:	12	Callum Crawford, New England	February 22, 2020
Most Penalty Minutes:	19	Greg Downing, New England	February 22, 2020
Most Shots on Goal:	20	Callum Crawford, New England	February 22, 2020
Most Loose Balls Recovered:	15	Joe Nardella, New England	February 22, 2020
Most Face-off Wins:	22	Alex Woodall, New York	February 29, 2020
Most Saves:	50	Matt Vinc Buffalo	January 31, 2020



RECORD BOOK



Rochester Knighthawks Individual Single-Season Records

(stats through 2019-20 season)

MOST GOALS BY FORWARD:	Holden Cattoni	24	(2019-20)
MOST ASSISTS BY FORWARD:	Holden Cattoni	38	(2019-20)
MOST POINTS BY FORWARD:	Holden Cattoni	62	(2019-20)
MOST LOOSE BALLS BY FORWARD:	Holden Cattoni	60	(2019-20)
MOST GOALS BY DEFENSEMAN/TRANSITION:	Cory Highfield	9	(2019-20)
MOST ASSISTS BY DEFENSEMAN/TRANSITION:	Matthew Bennett	8	(2019-20)
MOST POINTS BY DEFENSEMAN/TRANSITION:	Cory Highfield	13	(2019-20)
MOST LOOSE BALLS BY DEFENSEMAN/TRANSITION:	Ryland Rees	75	(2019-20)
MOST GOALS BY GOALTENDER:			
MOST ASSISTS BY GOALTENDER:	Craig Wende	2	(2019-20)
MOST POINTS BY GOALTENDER:	Craig Wende	2	(2019-20)
MOST LOOSE BALLS BY GOALTENDER:	Rylan Hartley	2	(2019-20)
MOST PIMs BY FORWARD:	Shawn Evans	31	(2019-20)
MOST PIMs BY DEFENSEMAN/TRANSITION:	Paul Dawson	29	(2019-20)
MOST PIMs BY GOALTENDER:			
MOST SAVES BY GOALTENDER:	Craig Wende	194	(2019-20)
MOST GOALS BY A ROOKIE:	Cory Highfield	9	(2019-20)
MOST ASSISTS BY A ROOKIE:	Ryland Rees	7	(2019-20)
MOST POINTS BY A ROOKIE:	Cory Highfield	13	(2019-20)
MOST PIMs BY A ROOKIE:	Thomas Whitty	12	(2019-20)
MOST LOOSE BALLS BY A ROOKIE:	Ryland Rees	75	(2019-20)
MOST POWER-PLAY GOALS:	Holden Cattoni	6	(2019-20)
MOST SHORTHANDED GOALS:	Phil Caputo	1	(2019-20)
	Holden Cattoni	1	(2019-20)
	Dan Lintner	1	(2019-20)
MOST GAME-WINNING GOALS:	Holden Cattoni	1	(2019-20)
	Curtis Knight	1	(2019-20)
MOST LOOSE BALL RECOVERIES:	Ryland Rees	75	(2019-20)
LONGEST CONSECUTIVE POINT STREAK (IN GAMES):	Holden Cattoni	12	(2019-20) 62 points
LONGEST GOAL-SCORING STREAK (IN GAMES):	Holden Cattoni	12	(2019-20) 24 goals
LONGEST ASSIST STREAK (IN GAMES):	Holden Cattoni	12	(2019-20) 38 assists
HIGHEST SHOOTING PERCENTAGE:	Matthew Bennett	33.3	(2019-20)



RECORD BOOK



Regular-Season All-Time Franchise Leaders

GAMES PLAYED

Matthew Bennett	12
Holden Cattoni	12
Paul Dawson	12
Dylan Evans	12
Turner Evans	12
Cory Highfield	12
Curtis Knight	12
Ryland Rees	12
Doug Utting	12
Thomas Whitty	12

GOALS

Holden Cattoni	24
Curtis Knight	15
Shawn Evans	14
Phil Caputo	14
Turner Evans	12
Cory Highfield	9
Dan Lintner	5
Dan Michel	5
Ryland Rees	4
Paul Dawson	2

ASSISTS

Holden Cattoni	38
Curtis Knight	31
Shawn Evans	29
Turner Evans	16
Dan Lintner	12
Phil Caputo	11
Matthew Bennett	8
Ryland Rees	7
Dan Michel	6
Chris Willman	5

POINTS

Holden Cattoni	62
Curtis Knight	46
Shawn Evans	43
Turner Evans	38
Phil Caputo	25
Dan Lintner	17
Cory Highfield	13
Ryland Rees	11
Dan Michel	11

POWER-PLAY GOALS

Holden Cattoni	6
Shawn Evans	5
Cory Highfield	4
Curtis Knight	2
Dan Lintner	1
Phil Caputo	1
Doug Utting	1

POWER-PLAY ASSISTS

Holden Cattoni	12
Shawn Evans	7
Turner Evans	5
Curtis Knight	4
Cory Highfield	2
Phil Caputo	2
Dan Michel	1
Pat Saunders	1

SHORTHANDED GOALS

Holden Cattoni	1
----------------	---

SHORTHANDED ASSISTS

Matthew Bennett	1
Holden Cattoni	1
Mark Cockerton	1
Ryland Rees	1
Darryl Robertson	1
Thomas Whitty	1

GAME-WINNING GOALS

Holden Cattoni	1
Curtis Knight	1

PENALTY MINUTES

Shawn Evans	31
Paul Dawson	29
Turner Evans	20
Matthew Bennett	16
Dylan Evans	14
Thomas Whitty	12
Doug Utting	9
Tyler Biles	9
Holden Cattoni	8
Phil Caputo	8

LOOSE BALLS

Ryland Rees	75
Paul Dawson	64
Dylan Evans	63
Matthew Bennett	60
Holden Cattoni	60
Shawn Evans	57
Turner Evans	53
Thomas Whitty	52
Curtis Knight	52
Doug Utting	47

FACE-OFF WINS

Jay Thorimbert	64
Chris Willman	44
Dylan Evans	26

SHOTS

Holden Cattoni	185
Shawn Evans	124
Curtis Knight	114
Turner Evans	105
Dan Lintner	60
Phil Caputo	56
Cory Highfield	42
Dan Michel	33
Mark Cockerton	22
Dallas Bridle	16

GOALTENDER WINS

Rylan Hartley	1
Craig Wende	1

SAVES

Craig Wende	194
Rylan Hartley	171
Steve Fryer	170

GOALTENDER MINUTES

Steve Fryer	257
Craig Wende	255
Rylan Hartley	212

HEAD COACHING WINS

Mike Hasen	2
------------	---



2021-22 **KNIGHTHAWKS** **SCHEDULE**

**NEW YORK
RIPTIDE**
SAT. 12/4 • 7:30PM ET

**BUFFALO
BANDITS**
SAT. 12/11 • 7:00PM ET

**ALBANY
FIREWOLVES**
SAT. 12/18 • 7:00PM ET

**CALGARY
ROUGHNECKS**
SAT. 1/8 • 7:00PM ET

**GEORGIA
SWARM**
FRI. 1/21 • 7:00PM ET

**PHILADELPHIA
WINGS**
SAT. 1/22 • 7:00PM ET

**TORONTO
ROCK**
SAT. 1/29 • 7:00PM ET

**BUFFALO
BANDITS**
SAT. 2/5 • 7:30PM ET

**ALBANY
FIREWOLVES**
SAT. 2/12 • 7:00PM ET

**BUFFALO
BANDITS**
SAT. 2/26 • 8:00PM ET

**GEORGIA
SWARM**
FRI. 3/4 • 7:30PM ET

**NEW YORK
RIPTIDE**
SAT. 3/12 • 5:00PM ET

**SASKATCHEWAN
RUSH**
SAT. 3/19 • 8:30PM ET

**PHILADELPHIA
WINGS**
SAT. 3/26 • 7:00PM ET

**HALIFAX
THUNDERBIRDS**
FRI. 4/1 • 6:00PM ET

**TORONTO
ROCK**
SAT. 4/9 • 7:00PM ET

**NEW YORK
RIPTIDE**
SAT. 4/16 • 7:30PM ET

**HALIFAX
THUNDERBIRDS**
SAT. 4/30 • 7:00PM ET

■ HOME ■ AWAY

VISIT WWW.ROCHESTERKNIGHTHAWKS.COM/MEDIA FOR
ADDITIONAL INFORMATION AND OTHER GAME-NIGHT RESOURCES.



@ROCKNIGHTHAWKS

ROCHESTER KNIGHTHAWKS | MEDIA RELATIONS DEPARTMENT

Warren Kosel | Senior Director of Public & Media Relations | 1.585.286.9928
Ryan Harr | Public & Media Relations Coordinator | 1.585.286.9940